



ASCENSION ST. VINCENT COLLEGE OF HEALTH PROFESSIONS

SPONSORED BY



**Ascension
St. Vincent**

**CATALOG
2024 - 2025**

Content Statement

This Catalog represents the health programs offered by Ascension St. Vincent hospital under the national accreditation of the Ascension St. Vincent College of Health Professions and the associated policies and procedures at the time of publication. This Catalog and the provisions contained herein do not represent in any way a contract between the Ascension St. Vincent, any Ascension St. Vincent hospital of the St. Vincent College of Health Professions and applicant, student or graduate. The Ascension St. Vincent or the Ascension St. Vincent College of Health Professions does not guarantee in any way employment following completion of any program. Furthermore, Ascension St. Vincent or the Ascension St. Vincent College is not responsible for any misrepresentation of its requirements or provisions that might arise because of errors in the preparation of this publication.

Rights Reserved

While we make a reasonable effort to assure that all information contained herein is updated and accurate, the Ascension St. Vincent reserves the right to modify, revoke, or add regulations, policies, fees, or requirements at any time and without prior notice. Candidates are advised to consult the appropriate program director for current information.

Rules and Regulations

This Catalog provides an overview of the policies, procedures, rules and regulations that impact current and prospective students. Detailed policies, procedures, rules and regulations are included in each program’s Student Handbook given to each student on the first day of student enrollment. A copy of the Student Handbook can be obtained by contacting the respective Program Director listed herein.

College Administration

College President

Jeffrey Rothenberg, MD
 Ascension St. Vincent Indianapolis Hospital
 2001 W. 86th Street
 Indianapolis, IN 46260
Jeffrey.Rothenberg@ascension.org
 (317) 338-7088

Dean of Accreditation & Compliance

Mark Adkins, MEd, RT (R)(QM)
 Ascension St. Vincent Indianapolis Hospital
 2001 W. 86th Street
 Indianapolis, IN 46260
MEAdkins@ascension.org
 (317) 338-3879

Executive Advisory Board

Jeffrey Rothenberg, MS, MD President, Ascension St. Vincent College of Health Professions Ascension Central Region Chief Medical Officer <i>Ex-officio member</i>		Mark Adkins, MEd, RT ®(QM) Dean of Accreditation & Compliance / Radiography Program Director Ascension St. Vincent College of Health Professions <i>Ex-officio member</i>	
Cynthia Adams, RN, PhD Chief Nursing Officer Ascension St. Vincent	Hannah Brown Attorney Ascension Legal Counsel	JD Ferries Vice President for Campus Operations Debate Coach Brebeuf Jesuit Preparatory School	
Ann Haupt Vice President Ascension St. Vincent Foundation	Eugene Johnson Program Director, Indiana Career Accelerator Fund INvestED	Stephen Knaus, MD Lead Physician, Resident Education Ascension St. Vincent	
Michelle Mitchell, MSW, Med Program Manager, Mission Integration Ascension St. Vincent	Ann Varner Chief Mission Integration Officer Ascension St. Vincent	Joan Weiss Community Member	
Charles Wiles Executive Director Center for Interfaith Cooperation	Amanda Wright, DO Dean, Marian University College of Osteopathic Medicine	Dawn Zimmer, MD Maternal Fetal Medicine Ascension St. Vincent	

Catalog Approval:  College President

Table of Contents

<u>Welcome from the President</u>	6
<u>I. Ascension St. Vincent</u>	
• Ascension St. Vincent	8
• Ascension St. Vincent Mission	8
• Ascension St. Vincent Core Values	8
• Ascension St. Vincent Facilities	9
• Accreditation and Licensure of Ascension St. Vincent Hospitals	10
<u>II. General College Information</u>	
• College Ownership	12
• Mission Statement	12
• Vision Statement	12
• Facilities / Locations	12
• Residential Location	12
• College Accreditation and License	13
• Programs Offered	13
• Program Accreditations and Licenses	13-14
• Program Managers	14
<u>III. Admissions</u>	
• Non-discrimination	16
• Minimum Non-Academic Requirements	16
• Minimum Academic Requirements	16
• Foreign Educated Applicants	16
• Application Procedure	16
• Application Deadlines	17
• Selection Procedure	17
• Conditional Acceptance	18
• Enrollment Status	18
• Disability	19
• Disclosure of Criminal History	19
• Disclosure of Professional License or Certification Suspension or Revocation	19
<u>IV. Academic Information</u>	
• Academic Overview	21
• Academic Calendar	21
• Academic Credit	22
• Transfer of Credit	22
• Prior Learning Credit	23
• Academic Progress Standards	23-26
• Academic Integrity	26-27
<u>V. Tuition and Expenses</u>	
• Tuition & Fees	29
• Payment Due Dates	30

- Refunds 30
- Financial Aid 31

VI. Student Services

- Counseling Services..... 33
- Health Services..... 33
- Malpractice and General Liability Coverage 33
- Career / Employment Assistance 34
- Library Services 34
- Financial Services 34
- Disability Services..... 34
- Language 34

VII. Safety

- COVID-19 Contingency Plan..... 36
- Campus Safety Overview 37
- Weapons/Firearms Policy 37
- Environmental Risks..... 37-38
- Tobacco Free Policy 38

Degree Programs

VIII. Radiography Program

- Program Overview 40
- Job Overview 41
- Essential Skills and Abilities..... 42-43
- Facilities..... 43
- Program History 42
- Mission Statement 42
- Admissions 44-48
- Criminal Background Disclosure 48
- Professional License History Disclosure 48
- Satisfactory Academic Progress 49
- Prior Learning Credit 49
- Curriculum..... 50
- Course Descriptions 51-54
- Clinical Externships 55
- Graduation Requirements 56-57
- Program Goals and Outcomes 58
- Program Outcome Results 58
- Terminal Credential 58
- Program Faculty 59-60

IX. Diagnostic Medical Sonography Program

- Program Overview 63-64
- Job Overview 64
- Essential Skills and Abilities..... 64-65
- Program History 66

- Program Mission Statement 66
- Facilities..... 66
- Program Goals and Outcomes 66-67
- Outcome Results 68-69
- Clinical Externships 70
- Admissions 71-73
- Criminal Background Disclosure 73
- Professional License History Disclosure..... 73
- Satisfactory Academic Progress 73
- Graduation Requirements 74-75
- DMS Program Curriculum 76
- Course Descriptions 77-81
- Prior Learning Credit 81
- Terminal Credential 81
- DMS Program Faculty 82-83

[X. Cardiac Sonography Program](#)

- Program Overview 85
- Job Overview..... 85-86
- Essential Skills and Abilities..... 86-87
- Program History 87
- Program Mission Statement 87
- Facilities..... 88
- Program Goals and Outcomes 88-89
- Outcome Results 90
- Clinical Externships 91
- Admissions 92-94
- Criminal Background Disclosure 94-95
- Professional License History Disclosure..... 95
- Satisfactory Academic Progress 95
- Graduation Requirements 95-96
- Cardiac Program Curriculum..... 98
- Prior Learning Credit 99
- Course Descriptions 99-102
- Terminal Credential 102
- DMS Program Faculty 102-103

[XI. Surgical Technology Program](#)


- Program Overview 105
- Job Overview..... 105-107
- Essential Skills and Abilities..... 108-109
- Facilities..... 109
- Program History 109
- Program Mission Statement 109
- Admissions 109-113
- Criminal Background Disclosure 113
- Professional License History Disclosure..... 113

- Satisfactory Academic Progress114
- Prior Learning Credit114
- Program Curriculum115
- Course Descriptions116-118
- Clinical Externships119
- Graduation Requirements120-121
- Program Goals and Outcomes121-122
- Outcome Results122
- Terminal Credential122
- Program Faculty123

Dear Prospective Allied Health Students,

We want to welcome and encourage you to explore Ascension St. Vincent and the College of Health Professions! Ascension St. Vincent serves to educate and train qualified individuals in allied health disciplines that are offered in the Ascension St. Vincent ministries.

Under the sponsorship of Ascension St. Vincent, the College of Health Professions was formed to include allied health programs that to award students the appropriate certification required for entry-level employment. The College is institutionally accredited by the Accrediting Bureau of Health Education Schools (ABHES) and offers an Associate of Applied Science degree to approved programs. This accreditation makes the Ascension St. Vincent College of Health Professions the only hospital-sponsored academic institution in Indiana accredited to award academic degrees. The College is also authorized by the Indiana Commission on Higher Education, Board for Proprietary Education.



We value individuals and want to make a positive difference in the lives of patients we serve. Our commitment is to provide students with the highest quality health education available and the appropriate pathway to professional certification. Each program has designed a rigorous curriculum with an active clinical and field participation. Please take some time to look over the information presented.

Our goal is to serve as a model for hospital-based allied health education and training and we are looking for individuals that are called to serve and learn in our hospital communities. Please let us know if you have any questions. We hope to hear from you soon. Thank you for your interest and may God bless you.

A handwritten signature in black ink, which appears to read "Jeff Rothenberg". The signature is fluid and cursive, with a long horizontal line extending to the right.

Jeffrey Rothenberg, MD,
College President, Ascension St. Vincent College of Health Professions
Chief Medical Officer, Ascension St. Vincent Central Region

Section I

Ascension St. Vincent

Ascension St. Vincent

The Ascension St. Vincent College of Health Professions operates as a d/b/a of Ascension St. Vincent Hospital, which itself is a subsidiary of Ascension, the largest Catholic health system in the world and the largest non-profit health system in the United States. Our Catholic health



Ascension St. Vincent

ministry is dedicated to spiritually centered, holistic care that sustains and improves the health of individuals and communities. Through our national health ministries, we promise to provide **Healthcare That Works, Healthcare That is Safe, and Healthcare That Leaves No One Behind**. In support of our healing Mission and driven by compassion and dedication to care for those most in need, Ascension has become a leading voice for Catholic healthcare in the United States. Ascension St. Vincent is dedicated to spiritually centered, holistic care that sustains and improves the health of individuals and communities. As an organization rooted in humanity, Ascension St. Vincent is committed to serving all persons, especially the poor and vulnerable, and advocate compassion in actions and words. To learn more about Ascension and Ascension St. Vincent, visit <http://www.stvincent.org/> and <https://ascension.org/>.

Ascension St. Vincent Mission

Rooted in the loving ministry of Jesus as healer, we commit ourselves to serving all persons with special attention to those who are poor and vulnerable. Our Catholic health ministry is dedicated to spiritually centered, holistic care, which sustains and improves the health of individuals and communities. We are advocates for a compassionate and just society through our actions and our words.

Ascension St. Vincent Core Values

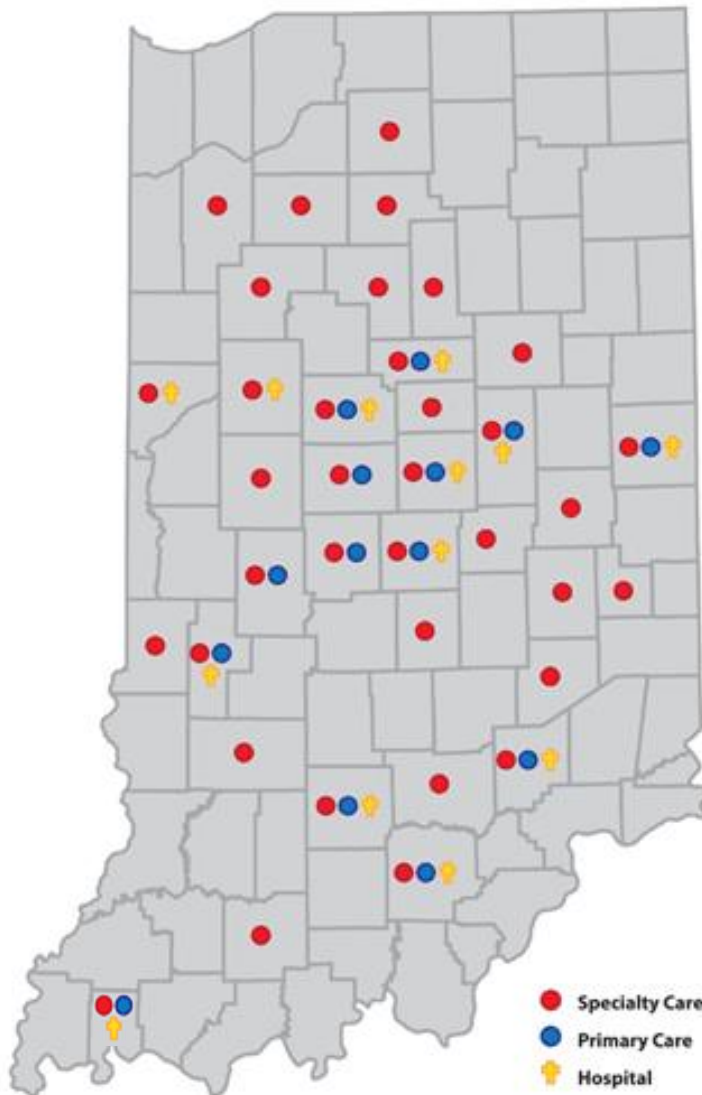
Ascension St. Vincent is dedicated to minister to the mind, body, and spirit of anyone in need through the Core Values of Ascension St. Vincent.

- **Service to the Poor** – generosity of spirit for persons most in need
- **Reverence** – Respect and compassion for the dignity and diversity of life
- **Integrity** – Inspiring trust through personal leadership
- **Creativity** – Courageous innovation
- **Wisdom** – Integrating excellence and stewardship
- **Dedication** – Affirming the hope and joy of our ministry

Ascension St. Vincent Facilities

Ascension St. Vincent consists of 22 healthcare facilities, immediate care clinics and physician practices serving 57 counties in central and southern Indiana. With more than 16,000 associates and 3,000 physicians, Ascension St. Vincent Health has long been one of the largest employers in Indiana. Our health practices include:

- A 4-building medical complex on the north side of Indianapolis
- 3 large state-of-the-art hospitals in Indianapolis, Kokomo and Anderson
- 8 critical access rural hospitals
- 7 specialty hospitals



Accreditation and Licensure of Ascension St. Vincent Hospitals

All Ascension St. Vincent hospitals are accredited by The Joint Commission (TJC), an independent, not-for-profit organization that certifies more than 20,500 health care organizations and programs in the United States. Joint Commission accreditation and certification is recognized nationwide as a symbol of quality that reflects an organization's commitment to meeting certain performance standards. TJC accreditation of Ascension St. Vincent hospitals and information about TJC can be seen by visiting <http://www.jointcommission.org/>.



All Ascension St. Vincent hospitals are also licensed by the Indiana State Department of Health (ISDH). For more information about the ISDH licensure of acute-care hospitals and to search for licensed facilities in Indiana, visit <https://secure.in.gov/isdh/reports/QAMIS/hosdir/index.htm>.



Section II

College of Health Professions General Information

College Ownership

The Ascension St. Vincent College of Health Professions is an institution of higher learning sponsored by and operates as a d/b/a of Ascension St. Vincent hospital. Under its national accreditation by ABHES (see below), the College exists to award an academic associate degree to who complete the training programs offered in Ascension St. Vincent hospitals. The College itself was established in 2016 when it became national accredited and authorized by Indiana as an institution of higher learning.

Mission Statement

Our Mission is to make a positive difference in the lives the people we serve, our Ascension St. Vincent ministries and their respective communities by delivering high-quality education and training in allied health professions. We exist to safeguard our patients and the communities we serve by graduating individuals who exhibit caring, compassionate and highly competent patient care. This is accomplished through a commitment of excellence from our faculty and staff, Advisory Board, and our affiliated Ascension St. Vincent institutions. Our paradigms are open to all aspects of education that do not violate the Mission or Core Values of Ascension St. Vincent and our affiliated institutions.

Vision Statement

Our Vision is to become a national model for enterprise-wide, hospital-based allied health education and training. We envision a system-wide College dedicated to meeting the human resource needs of the affiliating Ascension St. Vincent ministries and their respective communities.

Facilities / Locations

College programs operate at multiple Ascension St. Vincent hospitals including Indianapolis, Anderson and Kokomo. Likewise, classrooms are located at multiple Ascension St. Vincent hospitals including Indianapolis, Anderson and Kokomo. Individual programs utilize clinical services found within many Ascension St. Vincent ministries or their contracted entities for clinical education and training purposes. All Ascension St. Vincent programs are residential in nature and are not offered online. Additional information on program facilities can be found in individual program sections herein.

Residential Location and Contact Information

The ASVCHP is physically located in central Indiana and does not have out of state satellite campuses nor offers distance (remote) learning. As such, enrolled students must reside in the state during active enrollment. If the student's mailing address is out of state, the student must have a temporary residence in Indiana. Students are expected to keep the ASVCHP informed of their residential location and contact information while enrolled in the College. Contact information includes the student's mailing address, personal phone number, and personal email address.

The student's residential location upon acceptance for admission is obtained from the student's signed Enrollment Agreement. The student's Indiana residence is obtained during the first week of active enrollment by signed attestation. Should the student's Indiana residence or contact information change during active enrollment, the student must inform in writing their program manager within 15 calendar days of the change. Failure to do so may result in corrective action.

College Accreditation

The Ascension St. Vincent College of Health Professions is institutionally accredited by:
Accrediting Bureau of Health Education Schools (ABHES)
6116 Executive Blvd., Suite 730
North Bethesda, MD 20852
(301) 291-7550
www.ABHES.org



College Licensure

This institution is authorized by:
Indiana Commission for Higher Education /
Indiana Board for Proprietary Education
101 West Ohio Street, Suite 300
Indianapolis, IN 46204-4206



Programs Offered

Under the sponsorship of Ascension St. Vincent, the Ascension St. Vincent College of Health Professions currently offers the following health training programs:

- Radiography – Associate of Applied Science
 - <https://medicaleducation.ascension.org/indiana/st-vincent-radiography-program>
- Diagnostic Medical Sonography (DMS) – Associate of Applied Science
 - <https://medicaleducation.ascension.org/indiana/st-vincent-sonography-program>
- Cardiac Sonography (Echocardiography) – Associate of Applied Science
 - <https://medicaleducation.ascension.org/indiana/st-vincent-cardiac-sonography-program>
- Surgical Technology – Associate of Applied Science
 - <https://medicaleducation.ascension.org/indiana/surgical-technology-program>

Program Accreditations and Licenses

Individual programs within the College are accredited by agencies recognized to accredit programs within the respective disciplines. Below are College program accreditations.

The Radiography Program is accredited by:

Joint Review Committee on Education in Radiologic Technology (JRCERT)
20 N. Wacker Drive
Suite 2850
Chicago, IL 60606-3182
(312) 704-5300
<http://www.jrcert.org/>

The Diagnostic Medical Sonography and Cardiac Sonography Programs are accredited by:

The Commission on Accreditation of Allied Health Education Programs (CAAHEP)
9355 113th St N, #7709
Seminole, FL 33775
(727) 210-2350
www.caahep.org

The Radiography, DMS/Cardiac and Surgical Technology Programs are authorized by the following state agencies:

Indiana Commission for Higher Education /
 Indiana Board for Proprietary Education
 101 West Ohio Street, Suite 300
 Indianapolis, IN 46204-4206

The Radiography Program is authorized by the following state agencies:

Indiana State Department of Health
 Medical Radiology Services Program
 4th Floor Selig
 2 N. Meridian Street
 Indianapolis, IN 46204
<http://www.in.gov/isdh/23279.htm>

*The Radiography Program operates as an approved consortium of Ascension St. Vincent Indianapolis, Ascension St. Vincent Anderson, and Ascension St. Vincent Kokomo hospitals.

The Surgical Technology Program: The Ascension St. Vincent Surgical Technology Program does not currently hold programmatic accreditation and might have implications for graduates to become employed in the profession. As only graduates who have completed an accredited program or those enrolled in the program at the time of the comprehensive on-site evaluation may be eligible to sit for the certification examination administered by the NBSTSA.

Program Managers

<p><u>Radiography Program</u> Mark Adkins, MEd, RT (R)(QM) 8402 Harcourt Road, Suite 210 Indianapolis, IN 46260 MEAdkins@ascension.org (317) 338-3879</p>	<p><u>Surgical Technology Program</u> Carly Barkowski, BS, RN, CST 8402 Harcourt Road, Suite 210 Indianapolis, IN 46260 Carly.Barkowski@ascension.org (317) 338-8434</p>
<p><u>Diagnostic Medical Sonography Program</u> Ashlie Munchel, BS, RT (R), RDMS, RVT 8402 Harcourt Road, Suite 210 Indianapolis, IN 46260 Ashlie.Munchel@ascension.org (317) 338-2484</p> <p><u>Cardiac Sonography Program</u> Ashlie Munchel, BS, RT (R), RDMS, RVT* 8402 Harcourt Road, Suite 210 Indianapolis, IN 46260 Ashlie.Munchel@ascension.org (317) 338-2484</p> <p>Brooke Goldstein, BS, RDMS* 2001 West 86th Street Indianapolis, IN 46260 Brooke.Goldstein@ascension.org (317) 338-8423</p> <p>* Munchel & Goldstein serve as cardiac sonography program co-managers</p>	

Section III

Admissions

Ascension St. Vincent and the Ascension St. Vincent College of Health Professions provides equal opportunity to all qualified applicants. All programs are selective in their admissions practices and evaluates applicants based on merit without discrimination on the basis of age, race, religion, creed, color, national origin, marital status, gender, disability, veteran status, sexual orientation, or any other legally protected status. Ascension St. Vincent reserves the right to deny acceptance to any individual based on application procedure requirements, minimum academic requirements, or preferences described herein. Selection into the College is based on selection into a program.

Minimum Non-Academic Requirements

1. Be 18 years of age or older by the first day of active enrollment.
2. Be eligible to work in the United States as required by the U.S. Citizenship and Immigration Services (<https://www.uscis.gov/i-9-central/form-i-9-acceptable-documents>).
3. Be a high school graduate or complete a General Education Diploma (GED) by the first day of active enrollment.

Minimum Academic Requirements

Each program within the College will establish minimum admission requirements. Candidates should refer to the individual program of interest for minimum requirements. Associate-degree programs require general education coursework to be completed prior to or during active enrollment. Required general education courses must be from institutions accredited by either Accrediting Bureau for Health Education Schools (ABHES) or by regional accrediting agencies. The 7 regional accrediting agencies are as follows.

- Accrediting Commission for Community and Junior Colleges (ACCJC)
- Higher Learning Commission (HLC)
- Middle States Commission on Higher Education (MSCHE)
- New England Commission of Higher Education (NECHE)
- Northwest Commission on Colleges and Universities (NWCCU)
- Southern Association of Colleges and Schools (SACS)
- WASC Senior College and University Commission (WASC)

Foreign Education

No foreign academic work will be considered toward the general education requirements. Foreign transcripts or the equivalent domestic evaluation of foreign transcripts (ECE, for example) are not required to be submitted.

Application Procedure

To be considered for acceptance into any college program, applicants must submit/complete the following:

1. A fully completed and signed application for admission by the established program deadline.
2. The \$20 non-refundable application fee by the established program deadline.
3. Official academic transcripts from all high school, post-secondary colleges, technical schools, vocational or other post-secondary institutions attended by the established program deadline.
4. Attend an in-person pre-admission conference or watch a pre-admission video as determined by the specific program by the established program deadline.
5. Disclose on the application for admission all criminal proceedings including a conviction of or guilty plea to any felony or misdemeanor other than minor traffic violations.

6. Disclose on the application for admission if a professional license or certification suspended or revoked by any certifying agency or governing body.
7. Submit or completely any additional application requirements as required by individual programs.

Application Deadlines

Radiography Program: Application, application fee, and official college transcripts must be submitted between **November 1** and **January 31**. All admission documents must be in the possession of the respective program director by the stipulated deadline. All submitted documents become the permanent possession of the College.

Diagnostic Medical Sonography and Cardiac Sonography Programs: Applications, application fees, typed essays, and other program required documents must be submitted between **November 1** and **January 31**. Final deadline for submission of official college transcripts is **January 31**. All admission documents must be in the possession of the respective program director by the stipulated deadline. All submitted documents become the permanent possession of the College.

Surgical Technology Program: Application, application fees, official high school and/or college transcripts, and any other program required documents must be submitted between **August 1** and **October 31** for **January enrollment**. All admission documents must be in the possession of the respective program director by the stipulated deadline. All submitted documents become the permanent possession of the College.

Selection Procedure

Each program within the College will establish its own selection procedure and timelines. Candidates should refer to the individual program of interest for the selection process.

Conditional Acceptance

Individuals granted conditional acceptance by a college program must meet additional requirements before active enrollment is granted. Active enrollment of applicants will be contingent on the following (details will be provided in the applicant's acceptance packet):

1. Complete all academic and non-academic admission requirements by the deadline established by the individual program.
2. Complete and return the Enrollment Agreement by the deadline established by the program.
3. Submit the required tuition deposit by the deadline established by the program.
4. Submit updated academic transcripts if academic work is in progress at the time of application. High school students who apply to certification programs prior to graduation must submit an official transcript following high school graduation.
5. Meet all Ascension St. Vincent requirements regarding immunity.
6. Pass a drug screen.
7. Pass a criminal background check.
8. Submit proof of health insurance coverage.
9. Complete CPR certification for healthcare provider.
10. Submit proof of eligibility to work in the United States as required by the U.S. Citizenship and Immigration Services (<https://www.uscis.gov/i-9-central/form-i-9-acceptable-documents>).
11. Meet additional program-specific requirements as stipulated.

Enrollment Status

The following terms will be used to describe the enrollment status of students.

Applicant: An applicant is an individual who has applied for admission into an Ascension St. Vincent program but has yet to be accepted or rejected.

Conditionally Accepted: An individual who has applied for admission and has been accepted to enroll in an Ascension St. Vincent program but has not met all enrollment contingencies will be considered conditionally accepted. Failure to meet all enrollment contingencies will result in a *withdrawal of acceptance*. In such instance, the conditionally accepted candidate will not have been considered enrolled.

Inactively Enrolled: A student is considered inactively enrolled once a conditionally accepted candidate has met all contingencies for active enrollment, when an actively enrolled student begins an approved Leave of Absence (LOA) or when a previously enrolled student has been granted approval for reinstatement.

Actively Enrolled: A student is considered actively enrolled when he/she is attending and actively engaged in academic activities including classroom attendance, clinical and lab participation. Under such conditions the student will remain actively enrolled unless he/she voluntarily withdraws, is dismissed, is on an approved Leave of Absence, or stops attending College-related academic activities for a period of three (3) business days without notice to program directors of intent to remain actively enrolled. The last date of attendance will be the last day a student had any academic activity including but not limited to classroom attendance, clinical or lab participation.

Withdrawn: Ascension St. Vincent will honor the notice of students wishing to withdraw from any program. The withdrawal notice must be in writing (hand-written, typed or e-mail), dated, and signed (signature or electronically) by the student. Students who withdraw prior to the final exam week of the semester in which they are currently enrolled will receive a "W" grade for each course with no impact on the student's GPA. Withdrawing during or after final exams week will result in earned grades for the courses. The official withdrawal date will be the next business day following the last day a student had any academic activity.

Dismissed: A student is considered dismissed when he/she is involuntarily terminated from an Ascension St. Vincent program. The two forms of dismissal are 1) academic dismissal (see Academic progress Standards policy) and 2) corrective action dismissal (see Corrective Action policy). In either instance, the student will be given a letter of termination from the respective program director stating the reason for dismissal. A student who is dismissed prior to the final day of the semester will receive an "F" letter grade for each course taken during the semester of dismissal. The official dismissal date will be the date on the termination letter.

Graduated: The student successfully completed all program requirements and achieved the terminal award offered by the program.

Disability

Ascension St. Vincent does not discriminate based on disability as determined by the American with Disabilities Act (ADA). Ascension St. Vincent programs will not request disability information from program applicants. Likewise, applicants for admission are advised to not discuss or disclose a disability to program faculty, students, or other Ascension St. Vincent representatives.

Disclosure of Criminal History

All Ascension St. Vincent program applicants will be asked on the application to disclose their criminal history, excluding speeding and minor traffic violations. Applicants must provide details as directed on the application. Failure to disclose a positive criminal history will result in denial of the application or withdrawal of conditional acceptance. Ascension St. Vincent reserves the right to deny acceptance or rescind conditional acceptance to any individual with a positive criminal history based on individual circumstances. Individual Ascension St. Vincent programs may have additional requirements regarding a positive criminal history.

Disclosure of Professional License or Certification Suspension or Revocation

All Ascension St. Vincent program applicants will be asked on the application to disclose if they have ever had a professional license or certification suspended or revoked by any certifying agency or governing body. Applicants must provide details of the suspended or revoked professional license or certification as directed in the application. Failure to disclose a suspended or revoked professional license or certification will result in denial of consideration or withdrawal of conditional acceptance. Ascension St. Vincent reserves the right to deny acceptance or rescind conditional acceptance to any individual history of suspended or revoked professional license or certification based on individual circumstances.

Section IV

Academic Information

Academic Overview

The Ascension St. Vincent College operates on a semester calendar. Each semester is 20 weeks in length, except for an 8-week summer semester. During each semester, students will complete academic and clinical courses taught during that semester. The length of each program will be described in the appropriate program section. Students must enroll in all courses taught during the semester; part-time enrollment is not permissible. Students are given course syllabi at the beginning of each semester for each course taught during that semester. Course syllabi detail content taught in the course, course expectations, grading criteria, and a course calendar.

Academic Calendar 2024 – 2025	
<u>Fall 2024</u>	
August 5	Fall Semester Begins
September 2	Labor Day Holiday
November 28 & 29	Thanksgiving Holiday Break
December 20	End of Fall Semester
December 23 - January 3 Winter Break	
<u>Spring 2025</u>	
January 6	Spring Semester Begins
January 20	Martin Luther King Day Holiday
March 10 - 14	Spring Break
April 18	Good Friday Holiday
May 23	End of Spring Semester
May 26 - 30 Early Summer Break	
<u>Summer 2025</u>	
June 2	Summer Semester Begins
July 4	Independence Day
July 25	End of Summer Semester
July 28 - August 1 Late Summer Break	

Second year calendar is presented in each program handbook given to enrolled students on enrollment

Academic Credit

Academic credit is awarded following completion of each program course. The number of credits awarded varies according to the number of scheduled hours for lecture, lab and clinicals. Academic credit is used in the calculation of Grade Point Average (GPA – see below). For this purpose, “clinical” refers to any activity in which the student applies their training in the delivery of care to actual patients and the related activities of a practicing professional in the respective field. “Clinicals” may be referred to as “externships” or “internships” by individual programs.

Academic credit is awarded according to the following:

- Lecture Credit: 15 hours per semester = 1 credit
- Lab Credit: 30 hours per semester = 1 credit
- Clinical Credit: 45 semester hours = 1 credit

Transfer of Credit

1. **General Education Credit**: The Ascension St. Vincent College does not teach general education coursework therefore all general education credit must be transferred in from outside institutions. Only general education courses relevant to individual program requirements are transferred. Programs will only transfer in general education academic credit from regionally accredited or ABHES accredited institutions. The list of approved regional accrediting agencies is found at <http://www.chea.org/Directorries/regional.asp>. The Ascension St. Vincent College will only transfer academic credit, not actual course grades.
2. **Core Course Credit**: Core courses are the field-specific courses required by each program. The Ascension St. Vincent College does not transfer core education credit except for individuals currently enrolled in and seeking transfer from an outside program. The program must be programmatically accredited or the sponsoring institution by be institutionally accredited by an agency sufficient to allow program graduates eligibility to sit for the respective certifying examination. In such cases, the program faculty will review and determine what, if any, core course credit will transfer. Programs will only transfer academic credit, not actual course grades. The Ascension St. Vincent is under no obligation to accept program transfer students.
3. **Institutional Credit Requirement**: Students must complete 25% or more of the program curriculum through the Ascension St. Vincent College. For example, a transfer student must complete at least 20 credit hours through the Ascension St. Vincent College to graduate from a program that requires 80 semester credit hours.

Prior Learning Credit

Prior Learning Credit refers to credit awarded for relevant academic or work experiences. Credit can be in the form of full course credit or specific course requirements based on prior experiences. Candidates should refer to each individual program for their policy on Prior Learning Credit.

Academic Progress Standards

Ascension St. Vincent is committed to offering enrolled students high quality health education that leads to gainful employment and/or advanced training in the respective health field. Ascension St. Vincent programs have high expectations of enrolled students consistent with competent, entry-level practice. To that end, Ascension St. Vincent has established academic standards of performance to assure student progress. These standards will be communicated to all students and applied consistently and fairly to all students within respective programs.

Satisfactory Academic Progress

Students are required to maintain satisfactory academic progress to remain enrolled in the Ascension St. Vincent College. Academic progress standards include:

- The student must pass individual assessments as determined by the individual program.
- The student must pass all program courses in accordance with the criteria published in the respective course syllabi.
- The student must successfully complete all courses in each semester with a minimum grade of “C” or “Pass” before the student can enroll in the following semester unless the student has been given a written notification of an incomplete course with a defined course completion date. In this case the student will be permitted to enroll in the following semester, but the incomplete course(s) must be complete by the specified completion date for the student to remain enrolled in the College.
- The student must take all courses for the semester in the proper course sequence as outlined in each program’s curriculum.
- The student must complete all program requirements for graduation within 150% of the normal program length as measured from the initial date of active enrollment.

Individual Ascension St. Vincent programs have discretion for establishing pass/fail thresholds for student assessments and required actions, if any, for failed assessments. Ascension St. Vincent programs will publish specific criteria in each course syllabus in accordance with accreditation standards and will provide enrolled students with a course syllabus at the start of each course.

Ascension St. Vincent programs may choose to have a probation policy. If so, the policy will clearly state conditions on which a student is placed on probation, requirements the student must meet to have probation lifted, the probationary time frame, and results for failing to meet requirements to have probation lifted.

Course Grades

At the conclusion of each course, students will be assigned a course grade as determined by the individual course syllabus. The academic transcript for each student depicts the student's progress through the program curriculum and the final course grades and grade point average (GPA). For all programs, students must earn a grade of "C" or higher in each core program course to remain enrolled in the program and graduate.

Course grades are as follows:

Letter Grade	Score Range	GPA Points
A+	100% – 98.0%	4
A	97.99% – 96.0%	4
A-	95.99% – 93.0%	3.7
B+	92.99% – 90.0%	3.3
B	89.99% – 87.0%	3
B-	86.99% – 84.0%	2.7
C+	83.99% – 80.0%	2.3
C	79.99% – 75.0%	2
F	74.99% and lower	0
Pass	NA	NA
Fail	NA	NA
T	Transfer Course	NA
I	Incomplete	NA
W	Withdrawal	NA

Incomplete: Ascension St. Vincent programs issue incomplete course grades only for certain courses as defined in the respective course syllabus. At the completion of said course, any student who has not met all course objectives and requirements identified in the course syllabus will be issue an incomplete "I" grade. The student will be allowed to enroll in the upcoming semester under a written plan to complete all course requirements by a specified date as determined by the individual program. Completing the course requirements by the specified date will result in the final course grade being determined based on the requirements set forth in the course syllabus. Failure to complete the course requirements by the specified date will result in the student receiving a failing grade for the course, thus resulting in dismissal from the program.

Transferred: Transferred (T) course grades are assigned to courses transferred in from other accredited institutions (see Academic Credit policy). The final course grade must be a letter grade of "C" or higher to be accepted as a transferred course. Transferred course grades do not factor into grade point average calculation (see below).

Withdrawal: Any student who voluntarily withdraws from a Ascension St. Vincent program in writing will be assigned a withdrawal (W) course grade for all courses not completed during the semester of withdrawal. A "W" course grade is not factored into the student's grade point average calculation (see below). The withdrawal notice must be in writing, dated, and signed by the student. Withdrawing during or after final exams week will result in earned grades for the courses.

Pass/Fail: Some courses within specific programs are assigned *Pass or Fail* rather than a letter grade. All required course competencies must be met to be assigned a passing grade designation. Failure to complete the course requirements may result in an incomplete being issued with a specified date of completion. Failure to complete the course requirements by the date specified will result in the student receiving a failing grade for the course, thus resulting in dismissal from the program. Pass/Fail courses are not calculated in the student's grade point average.

Grade Point Average (GPA)

Grade point average is the numerical average of all course grades completed during the semester (term GPA) or entire program tenure (Cumulative GPA) and is calculated as follows:

$$\frac{\text{Sum of all course points earned}}{\text{Sum of all course credit hours}}$$

Academic Dismissal

Program dismissal will occur as a result of the following circumstances.

1. Failing to achieve a passing grade of "C" or higher or "Pass" in any core program course as outlined in the respective course syllabus.
2. Failing to meet requirements to have probation lifted as defined in the program's respective Probation Policy.
3. Failing to meet all graduation requirements pursuant to the program's Graduation Requirements Policy.
4. Failing to complete all program requirements within 150% of the normal program length as measured from the initial date of active enrollment.

Students dismissed for academic failure will receive a letter grade of "F" for all courses not completed and passed by the date of dismissal.

Grievance

A student dismissed for failing to meet academic progress standards has the right to appeal the academic dismissal in accordance to the Grievance and Appeal policy. Should the academic dismissal be overturned by the Grievance Panel, the student's status will become inactively enrolled will be permitted to return to active enrollment at the beginning of the next semester the same courses are offered. In such instance, the student must enroll in and take all core program courses during the semester of reinstatement even if some courses were or would have been previously passed. The student will not be charged tuition and fees for the semester of re-enrollment but must pay tuition and fees for all subsequent semesters as described in the Tuition and Fees policy. The re-enrolled student is reminded that the program must be completed within 150% of the program length as measured from the initial date of active enrollment.

Reinstatement

A student dismissed for failing to meet academic progress standards may request reinstatement. The request must be made in writing to the respective program director and must include a rationale why the student is to be reinstated. The student is encouraged to make a compelling argument for reinstatement addressing the specific deficiencies leading to the academic dismissal. The reinstatement request must occur within 30 days following the date of academic dismissal.

If approved, reinstatement will occur at the beginning of the same semester the next academic year. The student must enroll in and take all core program courses during the semester of reinstatement even if some

courses were previously passed. Reinstated students are required to pay semester tuition and fees as described in the Tuition and Fees policy. If approved, the student's status will be changed from "Dismissed" to "Inactively Enrolled."

The reinstated student is reminded that the program must be completed within 150% of the program length as measured from the initial date of active enrollment and is thus limited to only one (1) reinstatement.

Repeated Courses

Once a reinstated student returns to active enrollment, repeated course grades will be calculated into the student's cumulative grade point average. Previously earned course grades will remain on the student's academic transcript but will not be calculated into the student's cumulative grade point average.

Reapplication

Former students may re-apply for admission into the program under admission requirements and procedures applicable to the year in which the student applies. Each student will be evaluated for enrollment based on his/her individual merits against the merits of other applicants. Special consideration will not be given to such applicants. Program faculty reserve the right to deny admission to said candidates regardless of merit if the faculty feel that circumstances leading to academic dismissal have not been sufficiently addressed.

Academic Integrity

Academic integrity is the commitment to and demonstration of honest and moral behavior in academic and clinical settings and is a commitment to the three fundamental values.

1. Honesty: Representing one's academic and or clinical work as true and fairly earned.
2. Trust: A firm belief in the truth and moral behavior of someone's actions.
3. Fairness: Actions that are in accordance with rules, regulations, and expectations without taking any advantage to misrepresent one's work or performance.

Ascension St. Vincent programs believe that these three values, plus the courage to uphold them even in the face of adversity, are truly foundational to ethical and moral behavior. Ascension St. Vincent strives to communicate and support clear standards of integrity, so students can carry them forward in their personal and professional lives and be proud of meeting the rigorous academic standards.

Protected Academic Information

Protected Academic Information (PAI) refers to any information related to an academic exercise that Ascension St. Vincent has deemed protected and therefore is restricted to student access only under faculty-supervised conditions. PAI includes but is not limited to the following.

- Academic tests, graded or ungraded
- Graded papers, projects and evaluations
- Instructor Notes

Misconduct Terms

Academic misconduct is any action or behavior in an academic or clinical situation that calls into question a student's honesty, trust, or fairness. Examples of academic misconduct include but are not limited to the following.

1. Plagiarism: The adoption or reproduction of ideas, words or statements of another person without due acknowledgment.
2. Cheating: Any attempt to give or obtain assistance in a formal academic exercise not permitted by the instructor, or program.
3. Fabrication: The falsification of data, information, or citations in any formal academic exercise.
4. Academic Theft: Unpermitted taking of Protected Academic Information by any means including but not limited to physically removing the material, taking pictures, transcribing verbally or in writing, digitally copying, or printing the material.
5. Interference/Sabotage: Acting to prevent others from completing their work or misrepresenting their work.
6. Unauthorized Access: Accessing another's private academic information or institutional PAI by any means and in any setting including but not limited to via computer systems, hard copies, faculty offices and classrooms.

Academic Misconduct Consequences

Violations of academic integrity demean the violator, degrade the learning process, discredit the accomplishments of past and present students, and tarnish the Ascension St. Vincent program reputation. Ascension St. Vincent's students are expected to always demonstrate and uphold these values of academic integrity. To that end, Ascension St. Vincent has zero tolerance for academic misconduct. Any violations of academic integrity will result in immediate dismissal from the Ascension St. Vincent program.

Section V

Tuition and Expenses

Tuition and Fees

Total fees for each program are broken down according to the table below.

	Radiography	Diagnostic Medical Sonography	Cardiac Sonography	Surgical Technology
Tuition (paid per semester)	Fall, Year I: \$1500 Spring, Year I: \$1500 Summer, Year I: \$500 Fall, Year II: \$1500 <u>Spring, Year II: \$1500</u> Total \$6500	Summer, Year I: \$500 Fall, Year I: \$1500 Spring, Year I: \$1500 Summer, Year II: \$500 Fall, Year II: \$1500 <u>Spring, Year II: \$1500</u> Total \$7000	Summer, Year I: \$500 Fall, Year I: \$1500 Spring, Year I: \$1500 Summer, Year II: \$500 <u>Fall, Year II: \$1500</u> Total \$5500	Spring, Year 1: \$1500 Summer, Year 1: \$500 Fall, Year I: \$1500 <u>Spring, Year II: \$1500</u> Total \$5000
Books Materials	Fall, Year I: \$85 Spring, Year I: \$25 Summer, Year 1: \$150 Fall, Year II: \$30 <u>Spring, Year II: \$25</u> Total \$315*	Summer, Year I: \$810 Fall, Year I: \$50 Spring, Year I: \$200 Summer, Year II: \$25 Fall, Year II: \$50 <u>Spring, Year II: \$50</u> Total: \$1185*	Summer, Year I: \$632 Fall, Year I: \$50 Spring, Year I: \$100 Summer, Year II: \$25 <u>Fall, Year II: \$100</u> Total: \$907*	Spring, Year 1: \$305 Summer, Year 1: \$400 Fall, Year I: \$62 <u>Spring, Year II: \$179</u> Total \$946*
Facility Fee	Fall, Year I: \$50 <u>Spring, Year II: \$50</u> Total \$100*	<u>Summer, Year I: \$150</u> Total \$150*	<u>Summer, Year I: \$150</u> Total \$150*	\$0*
Total	\$6915*	\$8335*	\$6557*	\$5946*

*Approximate cost; actual cost will be included on the enrollment agreement if accepted.

Additional fees paid to external entities are listed below.**

	Radiography	Diagnostic Medical Sonography	Cardiac Sonography	Surgical Technology
Textbooks and Subscriptions	\$418	\$45 (SDMS student membership fee)	\$45 (SDMS student membership fee)	\$80 (AST Membership)
Trajecsys Technology Fee	\$150	\$150	\$150	\$0
CPR	Up to \$100	Up to \$100	Up to \$100	Up to \$100
Uniforms	\$100 - \$150	\$250	\$250	\$100 - \$150
Certifying Exam(s)	\$225	SPI (Year 1): \$250 Specialty (Graduation): \$250	SPI (Year 1): \$250 Specialty (Graduation): \$250	\$190
State License	\$60	\$0	\$0	\$0
Total	\$952 - \$1103	\$1,045	\$1,045	\$520 - \$570

** Estimated or current cost; subject to changes without notice.

Payment Due Dates

Tuition and fees are paid to Ascension St. Vincent per semester by the last business day of the first week of the semester unless a financial hardship payment plan has been requested by the student and approved by the program director. Personal checks or cash will not be accepted.

Failure to pay tuition and fees by the established due dates will result in the student being suspended for up to two weeks or until all required fees are paid. Failure to pay all tuition and fees within the two-week suspension period will result in the student being dismissed from the respective program.

Accepted students will be required to pay an enrollment deposit as determined by the specific program by the date established in the Enrollment Agreement to reserve their place in the program. This deposit will be deducted from the remaining tuition balance for the first semester. The deposit is fully refundable if the student chooses to decline their acceptance and a written request is made to the respective program director within three (3) business days from the date the Enrollment Agreement is signed by the student. After three (3) business days, the deposit is not refunded.

Refunds

Tuition (excluding textbook, materials, and other fees) refunds are made for voluntary student withdrawal from the program. Upon the student's written request, a refund will be according to the refund schedule below (allowing 4-6 weeks for processing). The semester refund schedule is as follows:

1. With the exception of the enrollment deposit, 100% of the semester tuition is refunded if the withdrawal is before the first day of class of the semester.
2. 50% of the semester tuition is refunded if the withdrawal is by the last business day of the second week of the semester.
3. No refund is made if the withdrawal is after the second week of the semester.

To be eligible for a refund, the student must meet the following conditions and follow the procedure below.

1. The withdrawal notice must be in writing to the student's respective Program Director. The withdrawal notice must be dated and signed by the student.
2. The refund is determined based on the date of withdrawal, not the date of last attendance. The withdrawal date cannot precede the date of last attendance.
 - a. The withdrawal date is the date indicated on the student's withdrawal notice.
 - b. The last day of attendance will be the last day the student had any on-site, academically related activity. This includes attending class, attending clinicals / externships, completing written or practical examinations, or participating in any program-sanctioned activity.
3. Only tuition is refunded. Ascension St. Vincent will retain other fees paid.

Financial Aid

Ascension St. Vincent does not participate in Title IV federal student aid (FASFA) programs and, as a result, students may not be able to have their existing student loans deferred. Students should contact the financial aid of the college/ institution through which the loan was processed to discuss their options.

Some Ascension St. Vincent programs are approved by the Indiana Department of Workforce Development “WorkOne” for tuition and fee assistance. Eligible enrolled students may obtain financial assistance to cover College fees through this provision, provided state funds are available. Programs can be searched by visiting <https://webapps.dwd.in.gov/INTraining/>. Interested candidates should contact the Program Director for more information.

While Ascension St. Vincent will work with any third-party payer, it is the student’s responsibility to secure adequate funding sources.

Section VI

Student Services

Ascension St. Vincent's students are not entitled to the same benefits provided to associates of Ascension St. Vincent since students are not employed. However, enrolled students do receive services and have access to resources as a result of their enrollment in the program. Below is a summary of student services.

Counseling Services

Ascension St. Vincent program faculty offers academic counseling to all enrolled students. Students will be counseled regularly regarding their academic and clinical progress. While faculty members are available for individual academic assistance, Ascension St. Vincent does not offer formal tutoring services.

Enrolled students are also entitled to pastoral counseling for matters of personal or religious nature free of charge. Enrolled students should see the Pastoral Department for more information.

Health Services

College students are eligible to receive the following health services from Ascension St. Vincent.

1. Pre-enrollment health assessment is through Ascension St. Vincent Office of Associate Health (OAH). Pre-enrollment services include drug screening and immunization screening to assure compliance with hospital and regulatory requirements.
2. Annual surveillance includes but may not be limited to annual TB testing, flu vaccination campaigns, and other annual health services offered to hospital associates through associate health departments.
3. Training-related injury: Initial assessment and care is provided through the respective hospital OAH. Approved out-of-pocket expenses are covered by an accident insurance policy established by Ascension St. Vincent.
4. Training-related exposure to communicable disease: Initial assessment and care is provided through the respective hospital office of associate health. Follow-up care is provided by the student's healthcare provider. Any accident that results in the exposure to HIV and hepatitis which then results in a positive HIV or hepatitis test is covered under the accident insurance provided by the college. Any other infectious disease exposure is not covered.

Students are required to carry their own personal health insurance. Ascension St. Vincent will not be liable for any general illness that occurs to a student because of clinical training.

Malpractice and General Liability Coverage

Ascension St. Vincent program students are covered under the general liability and medical malpractice coverage of Ascension St. Vincent only while acting in the authorized capacity and scope of students assigned to clinical sites within Ascension St. Vincent and only while acting in accordance with all established program and clinical site policies and procedures.

Career / Employment Placement

While Ascension St. Vincent does not guarantee employment upon graduation, the program faculty assists students in finding employment opportunities relative to their training field. In addition to writing recommendation letters, faculty also post position openings, and offer resume' and interview strategies.

Library Services

Ascension St. Vincent Hospital, which sponsors the Ascension St. Vincent College, does not have a physical library but instead has a robust digital library including access to numerous research databases and periodicals. Online knowledge-based resources exist to meet the clinical, research, and educational needs of physicians, associates, and students. Online resources are available 24/7 on all networked computers anywhere in Ascension St. Vincent.

Financial Services

The College does not participate in Title IV federal student aid (FASFA) programs and, as a result, students may not be able to have their existing student loans deferred. Students should contact the financial aid of the college/ institution through which the loan was processed to discuss their options.

The College has a no-interest tuition payment plan for financial hardship. A financial hardship payment plan covers only tuition and fees for a given semester. Students must request the plan in writing to the program director prior to the tuition and fee due date for the semester. All tuition and fees must be paid prior to the end of each semester in accordance with the plan.

Disability Services

The American Disabilities Act (ADA) defines "disability" as a person who has a physical or mental impairment that substantially limits one or more major life activity or who have a record of such impairment, even if they do not currently have a disability (<http://adata.org/>).

Ascension St. Vincent programs do not request disability information from program candidates. Likewise, candidates are advised to not discuss or disclose a disability to program faculty, students or other representatives. Ascension St. Vincent does not discriminate based on disability in any of its programs, services or activities and will not deny any otherwise qualified student with a disability the opportunity to participate in, or benefit from, any aid, benefit or service that Ascension St. Vincent provides. Ascension St. Vincent strives to ensure that all disabled students have full access to the benefits of Ascension St. Vincent and will engage in a good-faith interactive process with all disabled students to attempt to identify reasonable accommodations. Reasonable accommodations do not include measures which fundamentally alter the academic programs, which place an undue financial burden on Ascension St. Vincent, or which may endanger the student or others at Ascension St. Vincent. Additional information regarding requesting accommodations will be provided to enrolled students. All Ascension St. Vincent facilities comply with the ADA regarding facility accessibility.

Language

All College programs are offered only in English. Language assistance is not available.

Section VII

Safety

COVID-19 Contingency Plan

Coronavirus Disease (“COVID-19”) pandemic declared by the World Health Organization has caused significant disruption to business, services, and – most importantly – the health of millions of Americans. Ascension St. Vincent leadership is focused on the health and safety of those we serve and those that serve alongside us. Likewise, the Ascension St. Vincent programs are deeply committed to the health and safety of the next generation of allied health professionals without compromising the educational mission of Ascension St. Vincent or its respected programs.

All programs all currently operating as normal. Current students are attending classes in-person and performing clinicals, with proper masking, social-distancing and screening. All Ascension St. Vincent programs follows Ascension St. Vincent policies and practices with respect to student screening, health-related absences, and return to on-site participation.

The Ascension St. Vincent may need to suspend on-site program operations should it be deemed necessary. Should that occur, online education of didactic program content may or may not occur depending on the specific program and accreditation limitations. Given the highly fluid nature of the COVID-19 pandemic, suspensions of on-site operations occur in 2-week increments. This allows Ascension St. Vincent leadership to continually monitor the situation and make timely decisions to safeguard the health and safety of the next generation of allied health professionals without compromising the educational missions of Ascension St. Vincent programs.

Questions regarding COVID-19 should be directed to any of the following individuals.

Mark Adkins, Dean of Accreditation and Compliance / Radiography Program Director

- MEAdkins@ascension.org

Ashlie Munchel, Diagnostic Medical Sonography and Cardiac Sonography Program Director

- Ashlie.Munchel@ascension.org

Carly Barkowski, Surgical Technology Program Director

- Carly.Barkowski@ascension.org

Additional Resources

- Center for Disease Control: <https://www.cdc.gov/coronavirus/2019-ncov/index.html>
- Indiana State Department of Health: <https://www.coronavirus.in.gov/2399.htm>
- Indiana Commission for Higher Education: <https://www.in.gov/che/5033.htm>
- Ascension: <https://healthcare.ascension.org/COVID-19>

Campus Safety Overview

Ascension St. Vincent is committed to ensuring the safety and well-being of patients, visitors, associates, physicians, and students while on hospital premises. Security Services of Ascension St. Vincent hospitals oversees personnel safety. To provide this protection, systematic procedures have been developed for the detection, reporting and controlling of all security-related problems which might occur during any hours of hospital operation. Below is a summary of security measures performed.

- Security officers conduct security rounds on a scheduled basis to check all areas of the Hospital and campus grounds for any suspicious activities or individuals.
- Hospitals are locked down overnight. During lock-down hours visitors/patients are directed to specific doors to enter buildings.
- Security escorts associates, patients, visitors and students to/from their vehicles during evening hours upon request.
- Closed-circuit camera surveillance is used to monitor areas of hospital premises.
- Panic buttons are in certain areas in on hospital premises to rapidly contact security officers.

Weapons / Firearms Policy

The State of Indiana provides that the holder of an Indiana Handgun Permit may carry a handgun on his/her person or in a vehicle; however, all persons are strictly prohibited from bringing any firearm, knife or any other type of device that may be considered a weapon onto Hospital property without the written consent of Security Services. Pursuant to Ascension policy, a weapon is defined as any article which may readily be used to inflict injury on humans.

Environmental Risks

Healthcare professions involves occupational risk. As such, clinical education involves training in a potentially hazardous environment. While all reasonable efforts are taken to assure student safety including adherence to state and local laws and following institutional policies and procedures, students should be aware of these environmental risks.

1. Exposure to infectious diseases:
 - Students will be exposed to patients with known and unknown infectious diseases, will handle and dispose of body secretions, blood, stool, etc., and will be exposed to infectious waste and blood borne pathogens. Students are taught proper infection control practices including Standards Precautions and the use of personal protective equipment (PPE) to minimize risk to self and others.
2. Exposure to workplace violence:
 - While these situations rarely occur, contact with combative or aggressive patients, family or visitors may happen. Students are taught de-escalation techniques and how to call for assistance when necessary.
3. Exposure to sharp instruments:
 - Students may be exposed to needles, scalpels, and other sharp objects which may or may not be contaminated with infectious waste and blood borne pathogens. Students are taught to properly handle and dispose of sharp objects to minimize the chance of injury to self and others.

4. Exposure to potentially harmful radiation:
 - Radiography and Surgical Technology students will have frequent contact with radiation producing devices. Safety procedures and monitoring are in place to assure student's exposure to radiation is kept to a minimum.
5. Exposure to powerful magnetic fields:
 - MRI functions with powerful magnets. As a result, great care is taken to prevent objects and medical implants that can be affected by magnetic fields from being brought into the MRI area. Radiography program students are carefully screened and trained on MRI safety before being allowed into the MRI area.
6. Ergonomic stressors:
 - Students may encounter physical demands of pushing heavy carts, stretchers and other objects. Additionally, sonography program students will repetitively move their hand and wrist and abducted arm holding a transducer during the scanning process. Students are taught proper body mechanics and practices to minimize personal injury.

Tobacco Free Workplace

All Ascension St. Vincent facilities including the College of Health Professions are tobacco-free. The use of tobacco products on any Ascension St. Vincent or clinical affiliate premises is strictly prohibited.

Section VIII

Radiography Program

Program Overview

The Ascension St. Vincent Radiography Program is a 22-month, full-time program. Individuals interested in the program must submit an application to be considered for acceptance into the program. If selected, classes begin in August, with graduation occurring 22 months later in May. Since the program has limited student capacity, selection into the program is competitive. Not every applicant who applies to the program will be selected. To learn more about the selection process, see “Admissions” in this section.

The program's curriculum consists of both intensive classroom education and hands-on clinical training. Enrolled students are engaged in clinical or classroom activities on-site five days per week. All classroom education and clinical training is conducted within the Ascension St. Vincent system.

Upon graduation from the program, graduates are eligible to take the American Registry of Radiologic Technologists (www.arrt.org) certifying examination. Once an applicant successfully passes the ARRT examination, he/she can apply to the Indiana State Department of Health for a Radiologic Technologist general license, which is required to work as a radiographer in Indiana (<https://secure.in.gov/isdh/23279.htm>).

The Radiography Program exists as a consortium jointly owned and operated by Ascension St. Vincent Indianapolis, Ascension St. Vincent Kokomo and Ascension St. Vincent Anderson hospitals. The Radiography Program, under the national accreditation of the Ascension St. Vincent College of Health Professions, itself a d/b/a of Ascension St. Vincent hospitals, awards the academic associate of applied science degree to program graduates. The Radiography Program is fully accredited by the Joint Review Committee on Education in Radiological Sciences. The program's accreditation can be verified by visiting <http://www.jrcert.org/find-a-program/>.

The Radiography Program offers a residential curriculum that consists of both intensive classroom education and hands-on clinical training. Enrolled students are engaged in clinical or classroom activities on-site five days per week. All classroom education and clinical training is conducted within the Ascension St. Vincent system.



Job Overview

Radiography is one of several fields of medicine involving diagnostic imaging examinations that are interpreted by a radiologist or other physician. These fields collectively are referred to as medical imaging. Radiographers (or Radiologic Technologists) are educated in anatomy, patient positioning, examination techniques, equipment protocols, radiation safety, radiation protection and basic patient care. Radiographers work in a variety of areas of Medical Imaging including general radiography, fluoroscopy, surgical radiography, trauma radiography, and pediatric radiography. With additional training and education, radiographers also perform computed tomography (CT), magnetic resonance imaging (MRI), ultrasound, nuclear medicine, positron emission tomography (PET), mammography, radiation oncology,

and angiography / interventional radiology. Radiographers with advanced degrees may also work in hospital management, education, or sales / marketing. Radiographers work in a variety of settings, including hospitals, clinics, physician offices, and mobile units. To learn more about radiography and related fields in medical imaging, visit <http://www.asrt.org/main/careers/careers-in-radiologic-technology>.

During the performance of radiographic procedures, radiographers must communicate with and provide care to patients of all ages and in all physical conditions. Radiographers manipulate radiographic and patient care equipment to accurately demonstrate anatomical structures on medical images and to provide quality care. Radiographers work frequently with computer systems to enter patient information and produce digital radiographic images. Radiographers also prepare and administer contrast media and other medications within the scope of practice and applicable state and federal regulations. Radiographers exercise safety practices to minimize radiation exposure to patients, self and others.



Radiographers must be able to take direction from physicians and management and yet operate independently within the scope of practice and state and federal regulations. Radiographers use critical thinking in adapting radiographic examinations to unique circumstances and in assessing medical images for appropriate image quality and corrective actions, if needed. Radiographers must be emotionally stable to perform radiographic examinations on patients under difficult circumstances.

Essential Skills and Abilities

To competently practice radiography, radiographers must possess the following skills and abilities:

1. Physical/Motor Skills

- Stand and walk for extended periods of the time
- Perform physically strenuous tasks including raising patients in bed, maneuvering patients to and from tables/stretchers and carrying or maneuvering equipment
- Rise from a seated position without assistance
- Twist and bend at the waist
- Extend the hands and arms in any direction
- Hold, grasp and turn objects with the hands
- Reach up to six feet off the floor

2. Sensory Abilities

- Correctable near vision to 20 / 40 in at least one eye
- Correctable far vision to 20 / 40 in at least one eye
- Depth perception
- Distinguish colors
- Hear audible speech (e.g. person-to-person communication) at 10 feet
- Hear speech when lips are not visible (e.g. wearing a surgical mask)
- Hear auditory alarms (e.g. patient monitors, fire alarms)
- Hear speech over a telephone
- Detect odors such as smoke, alcohol, noxious gasses

3. Communication Abilities

- Read documents in English
- Write legibly in English
- Speak fluently in English
- Understand speech in English
- Adapt verbal communication to patient/visitor limitations (e.g. hearing loss, pediatrics, diminished mental capacity)



4. Emotional and Behavior Skills

- Willingness to take directions
- Be self-directed and assertive
- Provide emotional support to others in distress
- Adapt to a changing environment
- Monitor own emotional state
- Manage frustration appropriately
- Accept responsibility for own errors or shortcomings
- Express emotions in a socially-acceptable manner
- Respect interpersonal boundaries
- Manage interpersonal and organizational conflicts in a respectful and professional manner

5. Intellectual Abilities

- Recall information with reasonable accuracy
- Recognize cause and effect relationships
- Anticipate/plan ahead for activities or situations
- Perform tasks in a logical and efficient sequence
- Prioritize competing tasks
- Problem solve when the solution is not self-evident
- Use visual/spatial processing in evaluating radiographic images
- Demonstrate attention to detail
- Evaluate own performance to determine corrective actions when appropriate



Ascension St. Vincent Radiography Program does not discriminate on the basis of disability as determined by the American with Disabilities Act (ADA).

Physical/motor skills, sensory abilities, and communication skills are not assessed during the selection phase of the admissions process. Emotional/behavioral skills and intellectual abilities are assessed during the selection phase of the admissions process as they relate to a candidate's academic record, ability to compose an essay, and ability to communicate effectively in English during a personal interview.

Facilities

All radiography education occurs within the Ascension St. Vincent network. The Radiography Program has dedicated classrooms at Ascension St. Vincent Indianapolis, Ascension St. Vincent Anderson, and Ascension St. Vincent Kokomo hospitals. All students have classes at their clinical education site with their respective clinical coordinator.

Clinical education also occurs at hospitals throughout Ascension St. Vincent. All Ascension St. Vincent hospitals have a variety of medical imaging equipment that students will use under supervision for performing radiographic procedures on actual patients, practicing radiographic positioning concepts (without exposure) and performing "laboratory" assignments to better understand theoretical concepts and imaging principles. The program does not have an energized lab. More information is found in this section under "Clinical Externships."

Program History

Ascension St. Vincent Kokomo Hospital in Kokomo, IN began a two-year training program in radiography in 1966. While the Ascension St. Vincent Kokomo Hospital School of Radiologic Technology quickly became an important fixture at Ascension St. Vincent Kokomo Hospital and the Kokomo community, it was not well-known outside of Kokomo and thus primarily served the Kokomo and surrounding communities. The program continued in this fashion until 2002, when the School of Radiologic Technology was on the verge of being shut down due to leadership turnover. During this same time, hospitals around the country were dealing with tremendous demand for qualified radiographers. The decision was made to conduct a national search for a tenured program director and expand the Ascension St. Vincent Kokomo Hospital School of Radiologic Technology to the other health ministries in Ascension St. Vincent.

That expansion began in 2003 when Mark Adkins was recruited to lead the development and expansion of the program. By 2005, the program had expanded to smaller, rural hospitals in Ascension St. Vincent. Since 2003, the Radiography Program has enrolled over 100 students, many of whom have gone on to specialize in sonography, vascular imaging, mammography, and many other areas of medical imaging. The Ascension St. Vincent Radiography Program is now known throughout the region as a top-class program that produces highly competent, versatile and safe radiographers.

Mission Statement

Our Mission is to make a positive difference in the lives and health delivery status of our students, the people we serve, and the community. This is accomplished through a commitment of excellence by our faculty and staff, Advisory Board, and the sponsoring institutions in the delivery of quality training and education opportunities in radiological sciences. We will display compassion and dignity to all. Our paradigms will be open to all aspects of education that do not violate the Mission or Core Values of our sponsoring and affiliated institutions.

Admissions

Ascension St. Vincent Radiography Program provides equal opportunity to all applicants. The Program is selective in its admissions practices and evaluates applicants based on merit without discrimination on the basis of age, race, religion, creed, color, national origin, marital status, gender, disability, veteran status, sexual orientation, or any other legally protected status. The program selects one class annually based on requirements and preference categories listed herein.

Application Procedure

In addition to the admission requirements described herein Section III, Radiography Program applicants must also attend a mandatory pre-admission conference or watch a mandatory pre-admission video during the year of application. Dates, locations and times or a link to an online video can be found on the radiography program's website at <https://medicaleducation.ascension.org/indiana/st-vincent-radiography-program>. All application documents must be sent directly to the Program Director to the address indicated on the application.

Admission Requirements

To be considered for enrollment in the program, the applicant must meet the following requirements:

1. Be 18 years of age by the first day of active enrollment.
2. Be eligible to work in the United States as required by the U.S. Citizenship and Immigration Services (<https://www.uscis.gov/i-9-central/form-i-9-acceptable-documents>).
3. Have a minimum college GPA of 2.50 (4.00 scale) on **all** college academic work.
4. Completion of at least 6 credit hours by August 1* of the enrollment year in the following general education areas:
 - a. Mathematics (minimum 3 credits). Courses automatically accepted include:
 - Applied Mathematics
 - Algebra
 - Calculus
 - Geometry
 - Statistics
 - Trigonometry
 - b. Communication (minimum 3 credits). Courses must be English-based. Courses automatically accepted include:
 - Communication (Speech, Oral or Interpersonal)
 - Debate
 - Rhetoric
 - Writing/Composition
5. Completion of at least 9 credit hours by August 1* of the enrollment year any of the following general education areas:
 - a. Information Systems. Courses automatically accepted include:
 - Computer Data Management
 - Computer Hardware
 - Computer Language/Programming
 - Computer Networking
 - Computer Software/Applications
 - b. Social / Behavioral Sciences. Courses automatically accepted include:
 - Anthropology
 - Civics
 - Criminology
 - Developmental studies
 - Economics
 - Education
 - Gender studies
 - International relations
 - Psychology
 - Public Administration/Public Policy
 - Social Work
 - Sociology
 - Political Science
 - c. Natural / Physical Sciences. Courses automatically accepted include:
 - Astronomy
 - Biology
 - Chemistry
 - Earth Sciences
 - General Science
 - Geology
 - Human Anatomy and/or Physiology
 - Physics
6. The above coursework must be 100-level or higher courses.

7. All of the above courses must be completed with a letter grade of “C” or better.
8. All the above courses must be completed with a letter grade of “C” or higher. In cases where a letter grade is not assigned, the program will only accept any course graded as "P", "S", or other such institutional designation as evidence the course was successfully completed as passing.
9. The above coursework must be from regionally or ABHES accredited institutions. The 7 regional accrediting agencies are as follows.
 - Accrediting Commission for Community and Junior Colleges (ACCJC)
 - Higher Learning Commission (HLC)
 - Middle States Commission on Higher Education (MSCHE)
 - New England Commission of Higher Education (NECHE)
 - Northwest Commission on Colleges and Universities (NWCCU)
 - Southern Association of Colleges and Schools (SACS)
 - WASC Senior College and University Commission (WASC)

Pre-Admission Conference

Applicants are required to view a pre-admission video or attend a live pre-admission conference to be considered for admission. If live, in-person conferences are offered, the program website <https://medicaleducation.ascension.org/indiana/st-vincent-radiography-program> will be updated with dates, times and locations. If a pre-admission video is offered, a link to the video will be provided below. Following completion of this requirement, the applicant will be required to submit documentation of participation. More information about this documentation will be provided at the live conference or in the video. This documentation must be submitted by January 31st. Remember, this activity is **MANDATORY** to be considered for admission to the program.

Preferences

All candidates who meet minimal requirements are encouraged to apply to the program. Because the selection process is competitive, not all applicants who meet minimal admission requirements will be selected into the program. All qualified candidates will be evaluated for consideration based on merit utilizing the program’s established screening process. Preference will be given to candidates who, at the time of application, have earned an academic degree in any discipline from a regionally-accredited institution.

Clinical Observation*

Although not required for consideration of admission, the program faculty **strongly recommends** that candidates complete an onsite observation in **general radiography** of a medical imaging department. Applicants are advised to allow sufficient observation time in general radiography to familiarize themselves with the role of radiographers in a health care setting. Observations may or may not be completed at a hospital affiliated with the Radiography Program.

*Clinical observations may not occur depending on the status of the COVID-19 outbreak.

Bankruptcy Appeal

For a variety of reasons, there are some individuals whose overall college GPA is adversely affected by a period of poor academic performance, such that their overall GPA is not an accurate indication of their true academic abilities. Many of these same students have subsequently demonstrated the ability to achieve

academic success. The bankruptcy policy allows individuals to exclude an earlier portion of their academic record while still receiving credit for having passed prerequisite courses so that the GPA considered by the program faculty more accurately reflects the student's true academic abilities. The policy does not allow individuals to pick and choose poor classes or semesters, but instead allows an individual to convey, "that was me then, but this is what I am capable of now." If you feel that this policy would benefit you, we encourage you to submit your appeal.

Applicants may request in writing to the program director that college grades prior to a specified date not be factored into the calculation of an overall college GPA and therefore not be considered as part of the selection criteria provided the following criteria are met.

- The applicant must make the request in writing and include the college(s) attended and dates of attendance requesting to be bankrupted.
- The bankruptcy request must be submitted by February 10th. The request can accompany the application or be emailed to the Mark Adkins, Program Director, at MEAdkins@ascension.org.
- The applicant must include a rationale why the original GPA should be bankrupted and what the applicant did to improve his/her academic performance since the bankruptcy date.
- The applicant must have completed and maintained at least a 2.50 / 4.00 cumulative GPA on at least 12 credit hours of 100 level courses following the date of requested bankruptcy.

If approved, **all** academic grades prior to the bankruptcy date will not be considered toward the calculated GPA. However, all courses passed with a letter grade of "C" or higher regardless of bankruptcy will still be counted toward meeting the program's general education requirements.

The Radiography Program faculty will review each bankruptcy request and render a decision based on the merits of each request individually. Official transcripts of all academic work must still be submitted as indicated.

Foreign Educated Applicants

Applicants educated in foreign countries are welcomed to apply to the program. However, candidates must have completed all the program's general education requirements through regionally or ABHES accredited American colleges and universities. No foreign academic work will be considered toward the general education requirements. Foreign transcripts or the equivalent domestic evaluation of foreign transcripts (ECE, for example) are not required.

Selection Process

All candidates who meet minimal requirements are encouraged to apply to the program. Because the selection process is competitive, not all applicants who meet minimal admission requirements will be selected into the program. All qualified candidates are evaluated for consideration based on merit utilizing the program's established screening process.

Applications are initially reviewed for verification of minimal requirements. Applications who meet minimal requirements are scored using an established and approved score sheet. Of the applicants who meet minimal requirements and complete the mandatory pre-admission activity, some applicants will be invited to attend a personal interview with program faculty and representatives from each primary clinical education site. Interview candidates will be notified by email of their interview date, time and location (if

an in-person interview occurs) or virtual meeting information. Following each candidate's interview, the interview team will score each interview. Final selection of applicants into the program will be based on this score. An alternate list is formed with candidates rank-ordered based on their overall interview score.

Primary Clinical Site Selection

To maintain recruitment and employment bases for the individual Ascension St. Vincent institutions, applicants must indicate their first choice of clinical site -- Indianapolis, Anderson or Kokomo -- for placement. This does not mean, however, that candidates are considered for only their first-choice site. If accepted for placement at a clinical site other than their first choice, the candidate is permitted to decline the admissions offer and request to be placed on the alternate list for another clinical site. However, once a candidate accepts an admission offer at a specific clinical site, that acceptance is binding. In other words, the accepted candidate will not be offered a position at another clinical site should a student position become open. Finally, while a majority of our students are accepted for placement at the first-choice site, the program does not guarantee selection into a first-choice primary clinical site

Disclosure of Criminal History

Radiography Program applicants are required to disclose their criminal history, excluding speeding and minor traffic violations. Applicants who disclose their criminal history must provide details as directed on the application. Failure to disclose a criminal action or proceedings will result in rejection of a candidate's application, revocation of conditional acceptance, or dismissal from the program if actively enrolled.

A positive criminal history will require the candidate to submit to the ARRT a pre-eligibility application at their own expense. The applicant will be required to forward the decision of the ARRT to the Program Director upon receipt. The decision of the ARRT will be considered when selecting candidates into the program. In such cases when the ARRT decision is pending when final selections are made, full acceptance will be contingent upon receiving the ARRT decision by an established deadline. Denial of pre-eligibility by the ARRT will result in immediate revocation of acceptance. While approval of pre-eligibility by the ARRT is required to gain full acceptance into the program, the program reserves the right to deny full acceptance to any individual with a positive criminal history based on individual circumstances.

Disclosure of Professional License or Certification Suspension or Revocation

All program applicants are required to disclose if they have ever had a professional license or certification suspended or revoked by any certifying agency or governing body. Applicants must provide details of the suspended or revoked professional license or certification as directed in the application. Failure to disclose a suspended or revoked professional license or certification will result in denial of consideration or withdrawal of conditional acceptance. Ascension St. Vincent reserves the right to deny acceptance or rescind conditional acceptance to any individual history of suspended or revoked professional license or certification based on individual circumstances.

Satisfactory Academic Progress

Students are required to maintain satisfactory academic progress to remain enrolled in the Radiography Program. This includes meeting the published grading criteria, attendance standards, or professional standards. On occasion, it becomes necessary to delay completion of the program due to completion of program requirements, medical leave, or other situations. A delay in academic progression, however, cannot exceed 150% of the normal program length. The Radiography Program adheres to the Academic Progress Standards in Section IV and follows the College grading standards unless otherwise noted in the course syllabus.

Additionally, the Radiography Program follows a mastery-based approach to academic performance expectations. The program requires a minimum score to be achieved (80.0% for most written lecture tests, 85.0% for clinical competency evaluation) before the student can be considered to have “mastered” the material. Failure to achieve this minimum score will result in the student being required to repeat the exam/assessment for a capped maximum score. Failure to achieve the minimum passing score after the third attempt will result in remediation of the material and either probation or dismissal from the program depending on the situation. Further information regarding program academic progress expectations are included the Student Handbook made available to the student on the first day of class or may be obtained by contacting the Radiography Program Director.

Prior Learning Credit

The Radiography Program does not offer Prior Learning Credit.

Radiography Program Curriculum - Associate of Applied Science Degree

General Education (Transferred in)							
Course Code	Course Area	Lecture Hours	Credits	Course Code	Course Area	Lecture Hours	Credits
NA	Mathematics	45	3	NA	Information Systems and/or Social / Behavior Sciences and/or Biological / Physical Sciences	135	9
NA	Communication	45	3				
Fall Semester, Year I							
Course Code	Course Title	Lecture Hours	Lab Hours	Clinical Hours	Credits		
RAD 111	Introduction to Radiography	21	0	0	1.0		
RAD 112	Medical Terminology I	8	0	0	0.5		
RAD 113	Radiographic Anatomy and Physiology I	30	0	0	2.0		
RAD 114	Radiographic Positioning I	25	31	0	2.5		
RAD 115	Patient Care	13	4	0	1.0		
RAD 119	Clinical Education I	0	0	417	9.0		
Total		97	35	417	16.0		
Spring Semester, Year I							
Course Code	Course Title	Lecture Hours	Lab Hours	Clinical Hours	Credits		
RAD 121	Medical Terminology II	8	0	0	0.5		
RAD 122	Radiographic Anatomy and Physiology II	54	0	0	3.5		
RAD 123	Radiographic Positioning II	36	23	0	3.0		
RAD 129	Clinical Education II	0	0	448	9.5		
Total		98	23	448	16.5		
Summer Semester, Year I							
Course Code	Course Title	Lecture Hours	Lab Hours	Clinical Hours	Credits		
RAD 131	Medical Ethics and Law	8	0	0	0.5		
RAD 132	Fundamentals of Computed Tomography	8	0	0	0.5		
RAD 139	Clinical Education III	0	0	240	5.0		
Total		12	0	240	6.0		
Fall Semester, Year II							
Course Code	Course Title	Lecture Hours	Lab Hours	Clinical Hours	Credits		
RAD 211	Radiographic Principles I	53	6	0	3.5		
RAD 212	Fundamentals of Radiation Production	24	0	0	1.5		
RAD 213	Radiographic Pathology	12	0	0	0.5		
RAD 219	Clinical Education IV	0	0	280	6.0		
Total		93	6	280	11.5		
Spring Semester, Year II							
Course Code	Course Title	Lecture Hours	Lab Hours	Clinical Hours	Credits		
RAD 221	Radiographic Principles II	38	0	0	2.5		
RAD 222	Radiation Protection & Radiobiology	34	0	0	2.0		
RAD 223	Radiographic Image Analysis	17	0	0	1.0		
RAD 224	Registry Review	4	48	0	1.5		
RAD 229	Clinical Education V	0	0	432	9.5		
Total		93	48	432	16.5		
General Education Credits Required							15.0
Program Credits Required							66.5
Total Credits Required							81.5

Radiography Program Course Descriptions

SEMESTER I: FALL

Introduction to Radiography – RAD 111 (21 lecture hours, 1.0 credit)

This course is an introduction to the Radiography Program, the field of radiology and the organization. Topics for discussion will include program policies and procedures; general radiology history; professional organizations; accreditation, licensure, and professional pathways. Fundamentals of radiation protection for the patient, general public, and radiographer/student with emphasis on minimizing radiation exposure and methods to accomplish ALARA concepts will be discussed. Fundamentals of radiobiology including somatic and genetic effects and units of radiation measurement will be discussed. Basic presentation of exposure factors and their application to the clinical setting is included. More complete courses on radiation protection and exposure factors will be presented in the senior year. Prerequisites: admission to the radiography program. Parallel: RAD 112, 113, 114, 115, 119. Open only to radiography students.

Medical Terminology I – RAD 112 (8 lecture hours, 0.5 credit)

This course is an introduction to the origin and derivation of medical terms and abbreviations, as well as their meaning. An exploration of prefixes, suffixes and root word combinations to create specific medical terms is included. Medical terminology specific to the musculoskeletal and respiratory system will be included. This course is largely self-guided with instructor direction. Prerequisites: admission to the radiography program. Parallel: RAD 111, 113, 114, 115, 119. Open only to radiography students.

Radiographic Anatomy and Physiology I – RAD 113 (30 lecture hours, 2.0 credits)

This course is designed to study the human structure and its functions. Specific emphasis will be placed on structure and function of cells, tissues, and systems to include respiratory, general abdomen, basic digestive anatomy, and the appendicular skeleton including the upper extremities, shoulder, lower extremities, and bony pelvis. Prerequisites: admission to the radiography program. Parallel: RAD 111, 112, 114, 115, 119. Open only to radiography students.

Radiographic Positioning I – RAD 114 (25 lecture hours, 31 lab hours, 2.5 credits)

The principles of this class are to obtain basic knowledge, skills, and application of alignment of body parts, cassettes, and x-ray tube in each elementary radiographic examination correlated with patient care procedures. Emphasis will be placed on positioning terms, projections of the chest, abdomen, upper extremities, shoulder, lower extremities, and pelvis as well as corresponding radiographic analysis. A laboratory component is included. Prerequisites: admission to the radiography program. Parallel: RAD 111, 112, 113, 115, 119. Open only to radiography students.

Patient Care – RAD 115 (13 lecture, 4 lab hours, 1.0 credits)

This course provides the student with the basic concepts of patient care including consideration for the physical and psychological needs of the patient. Some topics to be covered include: Safety and transport of a patient, infection control, handling acute situations, pharmacology, emergency recognition and response, and vital signs. Prerequisites: admission to the radiography program. Parallel: RAD 111, 112, 113, 114, 119. Open only to radiography students.

Clinical Education I – RAD 119 (417 clinical hours, 9.0 credits)

Clinical Education I is the first in a series of five courses that provide the student with the necessary clinical education needed in the actual practice of radiography. This course takes place in the clinical area. The student is exposed to actual patient contact. The student will begin to rotate through clinical areas of general radiology and will begin to master the basic skills necessary to function in a radiography room. Student rotations through support areas of radiology including transport and clerical/office are included but limited. The student will also begin to learn to master basic radiographic examinations under the direct supervision of a technologist. Students will be assigned clinically to approximately 24 contact hours / week. Students will perform competency exams as identified by the syllabus. Prerequisites: admission to the radiography program. Parallel: RAD 111, 112, 113, 114, 115. Open only to radiography students.

SEMESTER II: SPRING

Medical Terminology II – RAD 121 (8 lecture hours, 0.5 credit)

A continuation of Medical Terminology I. Medical terminology specific to the gastrointestinal, urinary, reproductive, cardiovascular, integumentary, endocrine, nervous and sensory systems is presented. This course is largely self-guided with instructor direction. Prerequisites: RAD 111, 112, 113, 114, 115, 119. Parallel: RAD 122, 123, 129. Open only to radiography students.

Radiographic Anatomy and Physiology II – RAD 122 (54 lecture hours, 3.5 credits)

This course is a continuation of Radiographic Anatomy and Physiology I and is designed to study the human structure and its functions. Structures and functions to be discussed include the axial skeletal system including the vertebral column, bony thorax, cranial and facial bones, digestive, urinary, biliary, reproductive, endocrine, muscular, integumentary, central nervous, cardiovascular, and lymphatic systems. Sectional anatomy of the head, thorax, abdomen and pelvis will be presented with CT and or MRI image correlation to line diagrams. Prerequisites: RAD 111, 112, 113, 114, 115, 119. Parallel: RAD 121, 123, 129. Open only to radiography students.

Radiographic Positioning II – RAD 123 (36 lecture hours, 23 lab hours, 3.0 credits)

This course is a continuation of Radiographic Positioning I and emphasizes the application of skills learned in RAD 104 to new clinical procedures including the vertebral column, bony thorax, cranial exams, and an in-depth presentation of contrast media procedures with focus on the digestive, urinary, and biliary systems. In depth analysis of contrast media pharmacology including uses, contraindications and adverse reactions is included. Venipuncture administration is likewise discussed. Emphasis will be placed on radiographic analysis and corrective measures for sub-optimal quality. Additionally, a basic presentation of procedures of the reproductive system, arthrography, and myelography will be presented. An overview of imaging during trauma and surgery is discussed. Age specific considerations including the technical adaptation for and behavioral considerations of patients across a wide spectrum of age will be emphasized. A laboratory component is included. Prerequisites: RAD 111, 112, 113, 114, 115, 119. Parallel: RAD 121, 122, 129. Open only to radiography students.

Clinical Education II – RAD 129 (448 clinical hours, 9.5 credits)

This course is a continuation of Clinical Education I as students continue to rotate through various aspects of the radiology department to involve clinical participation under direct and indirect supervision of procedure taught in Radiographic Positioning I and II and to master basic patient care. Students will be assigned clinically to approximately 24 contact hours / week. Students will perform competency exams as required by syllabus. Prerequisites: RAD 111, 112, 113, 114, 115, 119. Parallel: RAD 121, 122, 123. Open only to radiography students.

SEMESTER III: SUMMER

Medical Ethics and Law – RAD 131 (8 lecture hours, 0.5 credit)

This course is a basic presentation of standards of ethical conduct and behavior relevant to the medical field in general and radiology in specific. Ethical principles and doctrines are reviewed. Discussion of professional responsibility to patient and the profession in terms of Patient Bill of Rights, Code of Ethics, Scope of Practice, and Standard of Care. The basics of legal aspects of medicine will also be discussed. Various situations pertaining to moral, legal and professional conduct will comprise the core material. Among the legal topics to be discussed will be medico-legal consideration, confidentiality, liability, and informed consent. Prerequisites: RAD 111, 112, 113, 114, 115, 119, 121, 122, 123, 129, 131, 139. Parallel: RAD 211, 212, 214, 219. Open only to radiography students.

Fundamentals of Computed Tomography – RAD 132 (8 lecture hours, 0.5 credit)

This course presents the student with information necessary to achieve clinical proficiency in a wide variety of CT exams. Information covered includes basic operating principles of CT, patient care of the CT patient, radiation safety in CT, and procedural aspects of commonly performed CT exams. Prerequisites: RAD 111, 112, 113, 114, 115, 119, 121, 122, 123, 129, 131, 139. Parallel: RAD 211, 212, 213, 219. Open only to radiography students.

Clinical Education III – RAD 139 (240 clinical hours, 5.0 credits)

This course is a continuation of Clinical Education II and serves as an intensive focus on the advancement of clinical skills acquired in Clinical Education I and II. Students will continue to rotate through various aspects of the radiology department to involve clinical participation under direct and indirect supervision of procedures taught in Radiographic Positioning I and II. Supplemental outside rotations at secondary clinical education sites within the Ascension St. Vincent system and primary care/ambulatory

clinics to promote a wider range of experiences with equipment, protocols, and patient care may be utilized. Students will begin pediatric rotations to advance age specific consideration skills. Students will be assigned clinically to approximately 36 contact hours / week. Students will perform competency exams as required by syllabus. Prerequisites: RAD 111, 112, 113, 114, 115, 119, 121, 122, 123, 129. Parallel: RAD 131. Open only to radiography students.

SEMESTER IV: FALL

Radiographic Principles I – RAD 211 (53 lecture hours, 6 lab hours, 3.5 credits)

Basic fundamentals concerned with the production, analysis, and recording of digital radiographic images are included in this course. Understanding IR exposure, contrast, brightness, spatial resolution and distortion as well as their interrelationships will be emphasized. Subject matter will include mAs, kVp, distance relationships, geometric image formation, grids, beam limiting devices, filtration, computers, medical imaging systems, digital image acquisition and processing, post-processing features, digital image artifacts, and technique charts. A laboratory component is included. Prerequisites: RAD 111, 112, 113, 114, 115, 119, 121, 122, 123, 129, 131, 139. Parallel: RAD 212, 213, 214, 219. Open only to radiography students.

Fundamentals of Radiation Production – RAD 212 (24 lecture hours, 1.5 credits)

This course is an overview of how x-rays are produced and their interactions in human tissue. To provide a foundation for understanding the production of x-rays, the fundamentals of units of measurements and mathematics, atomic structure and nomenclature, electrodynamics and x-ray circuits, x-ray tubes, and characteristics of x-rays will be discussed. Prerequisites: RAD 111, 112, 113, 114, 115, 119, 121, 122, 123, 129, 131, 139. Parallel: RAD 211, 213, 214, 219. Open only to radiography students.

Radiographic Pathology – RAD 213 (12 lecture hours, 0.5 credit)

This course includes the nature and causes of disease, injury and illness, especially as it applies to radiology. This course is intended to provide the student a focus on pathology that can affect the technical factors used to obtain a radiographic image. The course correlates various anatomic systems of the body with pathologies found in those systems. Terminology and technical characteristics will be of major emphasis. Systems will include osseous, respiratory, digestive, cardiovascular, and nervous. Non-systemic neoplasia pathologies and general terms will also be discussed. Basic epidemiology will be presented. Prerequisites: RAD 111, 112, 113, 114, 115, 119, 121, 122, 123, 129. Parallel: RAD 139. Open only to radiography students.

Clinical Education IV – RAD 219 (280 clinical hours, 6.0 credits)

This course is a continuation of Clinical Education III as students continue to rotate through various aspects of the radiology department to involve clinical participation under direct and indirect supervision of procedures taught in Radiographic Positioning I and II and to continue the advancement basic patient care skills. Supplemental outside rotations at secondary clinical education sites within the Ascension St. Vincent system and primary care/ambulatory clinics to promote a wider range of experiences with equipment, protocols, and patient care may be utilized. Students will continue pediatric rotations and will begin evening assignments as an introduction to radiography services performed after normal working hours. Students will begin dedicated CT rotations to foster clinical proficiency in a wide variety of CT exams. Students will begin rotations through interventional radiology to further their understanding of therapeutic aspects of medical imaging. Students will be assigned clinically to approximately 16 contact hours/week. Students will perform competency exams as required by syllabus. Prerequisites: RAD 111, 112, 113, 114, 115, 119, 121, 122, 123, 129, 131, 139. Parallel: RAD 211, 212, 213, 214. Open only to radiography students.

SEMESTER V: SPRING

Radiographic Principles II – RAD 221 (38 lecture hours, 2.5 credits)

This course provides the student with a thorough understanding of specific radiographic imaging equipment used in general radiology and the evaluation of these systems through systematic quality control testing. Topics of discussion will include image intensifiers and fluoroscopic equipment, mobile radiographic equipment, automatic exposure control, digital tomosynthesis and quality control. The course will conclude with the students performing an in-depth self-analysis of their repeat exposures in clinical setting and their opportunities for clinical improvement. Prerequisites: RAD 111, 112, 113, 114, 115, 119, 121, 122, 123, 129, 131, 139, 211, 212, 213, 214, 219. Parallel: RAD 222, 223, 224, 229. Open only to radiography students.

Radiation Protection and Radiobiology – RAD 222 (34 lecture hours, 2.0 credits)

This course identifies the human response to ionizing radiation and identifies tissues that are more sensitive than others in radiation. A synopsis of health physics is also introduced to the student identifying specific agencies that govern the radiation exposure to the general public as well as the occupational worker. The application of radiation protection for patients and personnel will be emphasized. The course will include an exploration of deterministic (short term) and stochastic (long term) effects of radiation. Prerequisites: RAD 111, 112, 113, 114, 115, 119, 121, 122, 123, 129, 131, 139, 211, 212, 213, 214, 219. Parallel: RAD 221, 223, 224, 229. Open only to radiography students.

Radiographic Image Analysis – RAD 223 (17 lecture hours, 1.0 credit)

This course is designed to assess each student's ability to critique radiographic images for proper patient positioning, exposure factors, anatomy, artifacts and evidence of radiation protection. Critical thinking and problem-solving skills are necessary in determining causes of technical problems and identifying corrective actions. Prerequisites: RAD 111, 112, 113, 114, 115, 119, 121, 122, 123, 129, 131, 139, 211, 212, 213, 214, 219. Parallel: RAD 221, 222, 224, 229. Open only to radiography students.

Registry Review – RAD 224 (4 lecture hours, 48 lab hours, 1.5 credits)

This course is a review session to help prepare the students for the national ARRT registry examination. A brief overview of the subjects studied during the course of the program will be addressed. The course also incorporates the use of mock board exams to help aid students in the review process. Prerequisites: RAD 111, 112, 113, 114, 115, 119, 121, 122, 123, 129, 131, 139, 211, 212, 213, 214, 219. Parallel: RAD 221, 222, 223, 229. Open only to radiography students.

Clinical Education V – RAD 229 (432 clinical hours, 9.5 credit hours)

This course is a continuation of Clinical Education IV as students continue to rotate through various aspects of the radiology department with the expectation to refine clinical skills through clinical participation under direct and indirect supervision of procedures taught in Radiographic Positioning I and II and to continue the advancement basic patient care skills. Supplemental outside rotations at secondary clinical education sites within the Ascension St. Vincent system and primary care/ambulatory clinics to promote a wider range of experiences with equipment, protocols, and patient care may be utilized. Students will continue pediatric rotations and continue evening assignments as an introduction to radiography services performed after normal working hours. Students will continue dedicated CT rotations to foster clinical competency in required CT exams. Students will continue rotations through interventional radiology to further their understanding therapeutic aspects of medical imaging. Students will be assigned clinically to approximately 24 contact hours / week. Students must complete all required competencies as defined in syllabus and the Clinical Competency Policy. Prerequisites: RAD 111, 112, 113, 114, 115, 119, 121, 122, 123, 129, 131, 139, 211, 212, 213, 214, 219. Parallel: RAD 221, 222, 223, 224. Open only to radiography students.

Clinical Externships

In addition to on-site didactic (classroom) education, enrolled students learn to apply radiographic concepts in clinical settings. All clinical education is conducted through the Ascension St. Vincent system. When applying for admission to the program, candidates will choose one of three clinical education sites. These Primary Clinical Education Sites are where the student will spend most of their clinical time in the program. Primary Clinical Education Sites are Ascension St. Vincent Kokomo, Ascension St. Vincent Indianapolis Hospital, and Ascension St. Vincent Anderson Regional Hospital. Students assigned to Ascension St. Vincent Kokomo Hospital and Ascension St. Vincent Anderson Hospital will perform some rotations to Ascension St. Vincent Indianapolis Hospital for clinical services not offered in Kokomo or Anderson.

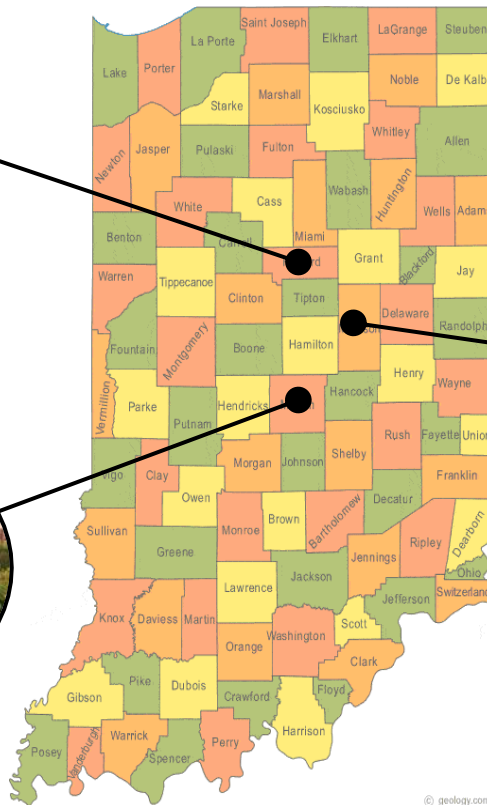
In addition to primary clinical education sites, students will also rotate to Secondary Clinical Education Sites during their senior year. Secondary sites are smaller hospitals within Ascension St. Vincent and offer unique experiences only found in small-town settings. These assignments are 1 week in duration and will occur generally once or twice each semester. Below is a map of all clinical education sites in the Radiography Program.



Ascension St. Vincent Kokomo
1907 W. Sycamore Street
Kokomo, IN 46901



Ascension St. Vincent Indianapolis
2001 W. 86th Street



Ascension St. Vincent Anderson
2015 Jackson Street
Anderson, IN 46016

Graduation Requirements

Radiographers are highly skilled professionals qualified by education to perform imaging examinations and accompanying responsibilities at the direction of a physician qualified to request radiologic procedures. To that end, for the safety and well-being of patients and the community in general, it is the policy of Radiography Program to assure that all graduates entering to profession of radiography have met the rigorous requirements for graduation, thus enabling their eligibility to sit for the American Registry of Radiologic Technologists (ARRT) board examination.

To be eligible for graduation, the following requirements must be met.

Competent Practice

1. Apply knowledge of anatomy, physiology and positioning to competently and accurately demonstrate anatomical structures on a radiograph or other imaging receptor.
2. Determine exposure factors to achieve optimum radiographic results with minimum radiation exposure to the patient.
3. Evaluate radiographic images for appropriate positioning and overall image quality.
4. Apply problem solving and critical thinking skills in the academic and clinical settings.

Safety

5. Apply principles of radiation protection to patients, self and others.
6. Understand the dangers associated with powerful magnetic fields and apply safety practices while in the MRI area.
7. Apply principles of infection control and standard precautions for the protection of patients, self and others.

Patient Care

8. Provide basic patient care and comfort to patients across the age continuum.
9. Recognize emergency patient conditions and initiate life-saving first-aid and basic life-support procedures.

Professional Practice

10. Recognize when radiographic equipment is not operating properly and report equipment malfunctions to the proper authority.
11. Demonstrate understanding of the role quality assurance and continual quality improvement play in medical imaging.
12. Demonstrate effective verbal, non-verbal and written medical communication in providing patient care and maintaining professional relationships with other members of the health care team.
13. Exercise independent judgment and discretion in the technical performance of medical imaging procedures.
14. Comply with the profession's Code of Ethics and Practice Standards and perform clinically within the industry's standard of care.
15. Develop professionally beyond the program's clinical and academic performance expectations (see Professional Development policy).
16. Demonstrate professionalism and reliability.

Qualifications

17. Demonstrate ARRT Board examination readiness.

Early Graduation

The program does not allow for early graduation. All students will graduate on or after their scheduled date of graduation.

Program Goals and Outcomes

The Ascension St. Vincent Radiography Program is committed to offering the highest quality education in medical imaging available. That commitment is carried out through the educational process and high the performance standards students are expected to meet. To measure the effectiveness of the education process, the Radiography Program has established broad Goals and specific Outcomes, which are the foundation of a comprehensive Assessment Plan that details how these Goals and Outcomes are assessed annually. The Radiography Program Assessment Plan can be found online at <https://medicaleducation.ascension.org/indiana/st-vincent-radiography-program/-/media/project/microsites/in-st-vincent-radiography-program/assessment-plan-2022-23.pdf>.

Goal 1: Student Learning: Students will be clinically competent.

- 1.1. Students will produce radiographs of diagnostic patient positioning quality.
- 1.2. Students will produce radiographs demonstrating appropriate radiation safety.
- 1.3. Students will provide quality patient care.

Goal 2: Student Learning: Students will demonstrate critically thinking.

- 2.1. Students will be able to analyze radiographs for technical quality.
- 2.2. Students will be able to adapt clinically.

Goal 3: Student Learning: Students will communicate effectively.

- 3.1. Students will demonstrate written communication skills.
- 3.2. Students will demonstrate verbal communication skills.

Goal 4: Program Effectiveness: The program will prepare students to challenge the ARRT credentialing exam.

- 4.1. An adequate % of program graduates will successfully pass the ARRT examination on the first attempt.

Goal 5: Program Effectiveness: The program will maintain a positive learning environment.

- 5.1. Graduating students will express overall satisfaction with the program prior to graduation.
- 5.2. Alumni will express overall satisfaction with the program quality

Goal 6: Program Effectiveness: The program will demonstrate a positive effect on the community.

- 6.1. Students will graduate from the program.
- 6.2. Program graduates actively seeking employment will be gainfully employed.
- 6.3. Employers of program graduates will express overall satisfaction with graduate quality.

Program Outcome Results

Below are the 5-year running results on key program outcomes. For more detailed program assessment results, contact the program director (contact information is found herein under “Program Faculty”).

ARRT Results (Goal 5)

- 2023: 100% first attempt pass rate (11 of 11 graduates passed)
- 2022: 100% first attempt pass rate (13 of 13 graduates passed)
- 2021: 93.3% first attempt pass rate (14 of 15 graduates passed)
- 2020: 100% first attempt pass rate (14 of 14 graduates passed)
- 2019: 100% first attempt pass rate (13 of 13 graduates passed)
- 5-year average: 98.5% first attempt pass rate (65 of 66 graduates passed)

Program Completion (Goal 7)

- 2023: 79% (11 of 14 students graduated)
- 2022: 81% (13 of 16 students graduated)
- 2021: 94% (15 of 16 students graduated)
- 2020: 88% (14 of 16 students graduated)
- 2019: 81% (13 of 16 students graduated)
- 5-year average: 84.6% (66 of 78 graduated)

Employment / Placement within 12 months following graduation (Goal 7)

- 2023: 100% (11 of 11 graduates employed)
- 2022: 100% (13 of 13 graduates employed)
- 2021: 100% (15 of 15 graduates employed)
- 2020: 100% (14 of 14 graduates employed)
- 2019: 100% (13 of 13 graduates employed)
- 5-year average: 100% (66 of 66 graduates employed)

Terminal Credential

Upon completion of the program, graduates will earn the Associate of Applied Science degree in Radiography. After completing the program, graduates must take and pass the national certifying exam given by the American Registry of Radiologic Technologists (ARRT) to earn a Radiologic Technologist license from the Indiana State Department of Health (see “Program Overview” herein).

Program Faculty

Program Director / Dean of Accreditation and Compliance

Mark Adkins, MEd, RT (R)(QM)
Ascension St. Vincent Indianapolis Hospital
8402 Harcourt Rd., Suite 210
Indianapolis, IN 46260
(317) 338-3879
Email: MEAdkins@ascension.org



Mark Adkins assumed the role of Ascension St. Vincent Radiography Program Director in March 2003. Mr. Adkins was appointed the Ascension St. Vincent College of Health Professions Dean of Operations in January 2015. Mr. Adkins previously served as a Program Director for 6 years at Ascension St. Mary's Hospital in Huntington, WV and as a program faculty member at the University of Kentucky for 5 years. He also served as Director of Radiology for Ascension St. Joseph Healthcare in Lexington, KY. Mark completed his radiography training at a hospital-based program in Ashland, KY in 1986, graduated from the University of Kentucky with a BS in 1990 and a MEd in 1994. He is board certified by the American Registry of Radiologic Technologist (ARRT) in general radiography (R) and quality management (QM).

Clinical Coordinators

Kirsti Humburg, MHA, RT (R)(MR), MRSO (MRSC)
Ascension St. Vincent Indianapolis
2001 W. 86th Street
Indianapolis, IN 46260
Office | 317.338.2868
Email | kirsti.mikel@ascension.org



Kirsti Humburg graduated from Ivy Tech Community College in 2007 with an Associate of Science in Radiologic Technology. As a new radiographer, she worked at St. Vincent Carmel Hospital. During this time, she completed a training program in Magnetic Resonance Imaging in 2012 and earned a Bachelor of Science in Imaging Sciences in 2016. Kirsti's work experience since leaving Carmel Hospital is a combination of radiography and MRI within outpatient and hospital environments. Kirsti enjoyed serving on the MR Safety Committee and performing MRSO duties. She has also been an Adjunct Lecturer for IUPUI's radiography program. Kirsti is passionate about patient care, safety, and life-long learning and recently completes a Master of Health Administration degree in December 2022. She hopes to impart knowledge, skills, and ethical standards into the next generation of imaging technologists.

Sarah Maloy MS, RT(R)(S)(CT), RDMS, RVT
Ascension St. Vincent Kokomo Hospital
1907 W. Sycamore Ascension St.
Kokomo, IN 46904-9010
(765) 456-5569
Email: sarah.maloy@ascension.org



Sarah Maloy MS, RT(R)(S)(CT), RDMS, RVT, joined the Radiography Program in October 2023 as the Clinical Coordinator at Ascension St. Vincent Kokomo hospital. She attended the Ascension St. Vincent Radiography Program from 2005 to 2007 at St. Joseph Hospital in Kokomo where she completed her radiography certification in 2007. In 2014 Sarah completed her bachelor's degree in medical imaging focusing on sonography at Indiana University Kokomo followed by a master's degree in management at Indiana Wesleyan in 2017. Sarah is board certified through the American Registry of Radiologic Technologists in radiography, CT, and ultrasound, and is board certified through the American Registry for Diagnostic Medical Sonography in abdomen, breast, OB/GYN, and vascular specialties. From 2007 to 2013, Sarah worked at Ascension St. Vincent Kokomo hospital as a radiographer and computed tomography technologist. Sarah also worked Logansport Memorial Hospital from 2004 to 2023 as radiographer, computed tomography technologist and OB/GYN and vascular sonographer. From 2019 to 2022, Sarah served as the Vascular Clinical Coordinator for the Ascension St. Vincent College of Health Professions Sonography Program where she fell in love with teaching. Sarah is passionate about sharing her knowledge and experience to future students pursuing their career in medical imaging.

Summer Cox, BS, RT (R)(CT)
Ascension St. Vincent Anderson Regional
215 Jackson Ascension St.
Anderson, IN 46016
(765) 646-8619
Email: Summer.Cox@ascension.org



Summer Cox has been employed at Ascension St. Vincent Anderson Hospital in medical imaging since 2008. She graduated from Ball State University with a bachelor's degree in 2002. She completed radiography training through Ascension St. Vincent/Ascension St. Joseph Hospital Radiography Program in 2008. Following graduation, she worked in general radiography and served as clinical instructor for Ascension St. Vincent Anderson Hospital for one year. In 2010, Ms. Cox began cross-training in CT and completed post graduate training in computed tomography through Ascension St. Vincent/Ascension St. Joseph Hospital Radiography Program. Summer is board certified by the American Registry of Radiologic Technologists in general radiography (R) and computed tomography (CT).

Clinical Preceptors

Jessica Mancini, RT (R) Radiography Ascension St Vincent Indianapolis	Wesley Sefton, RT (R) Radiography Ascension St Vincent Kokomo	Rachael Packard, RT (R)(CT) Radiography Ascension St. Vincent Anderson
Isaac Eastburn, RT (R) Radiography Ascension St Vincent Carmel	Birgitta Handford, RT (R) Radiography Ascension St. Vincent Fishers	
Jeff Cseke, RT (R)(CT) Computed Tomography Ascension St Vincent Indianapolis	Michelle Munoz, RT (R)(CT) Computed Tomography Ascension St Vincent Kokomo	Whitney Grinstead, RT (R)(CT) Computed Tomography Ascension St. Vincent Anderson
Chris Davidson-Martin Computed Tomography Ascension St Vincent Carmel	Aaron Adelsperger RT (R)(CT) Computed Tomography Ascension St Vincent Fishers	

Section IX

Diagnostic Medical Sonography Program

Program Overview

Ascension St. Vincent Diagnostic Medical Sonography Program is a twenty-four month (96 instructional weeks), full-time residential education program covering the art and science of sonography (or ultrasound technology). Sonography is one of several fields of medicine involving diagnostic imaging examinations that are interpreted by a radiologist or other physician. These fields collectively are referred to as medical imaging. Sonographers (or Ultrasound Technologists) are educated in anatomy, patient positioning, examination techniques, equipment protocols, ultrasound safety, and basic patient care. Sonographers work in a variety of areas of Medical Imaging including general sonography, obstetrics and gynecology sonography, vascular sonography and pediatric sonography. Sonographers with advanced degrees may also work in hospital management, education, or sales / marketing. Sonographers work in a variety of settings, including hospitals, clinics, physician offices, and mobile units. To learn more about sonography and related fields in medical imaging, visit <http://www.ardms.org/Discover-ARDMS/Students/Pages/Resources-for-Students.aspx>

Individuals interested in the program must submit an application to be considered for acceptance into the program. If selected, classes begin in June, with graduation occurring 24 months later in May. Since the program has limited student capacity, selection into the program is competitive. Not every applicant who applies to the program will be selected. To learn more about the selection process, see “Admissions” in this section.

The Sonography Program offers a residential curriculum that consists of both intensive classroom education and hands-on clinical training. Enrolled students are engaged in clinical or classroom activities on-site five days per week. All classroom education and clinical training is conducted within the Ascension St. Vincent system.

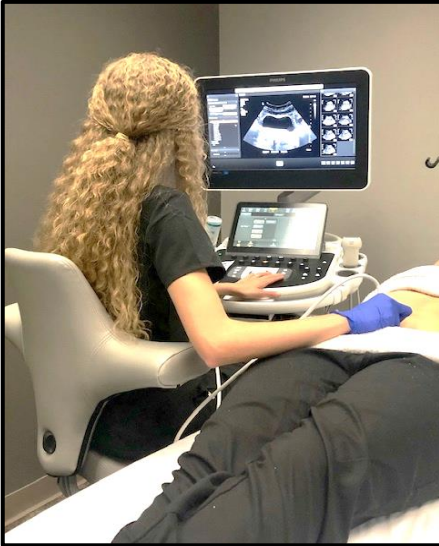
The Sonography Program gained programmatic accreditation through The Commission on Accreditation of Allied Health Education Programs (CAAHEP) based on the recommendation from the Joint Review Committee on Education in Diagnostic Medical Sonography (JRC-DMS) in November of 2020. This accreditation is the gold standard for ultrasound programs and enables the student to sit for their American Registry of Diagnostic Medical Sonography (ARDMS) specialty board examination under prerequisite 2, a graduate from an accredited program. Sonographers, or Ultrasound Technologists, work under the direction of a radiologist or other qualified physician to perform medical imaging procedures on patients for diagnosis. Sonographers work in a variety of settings including hospitals, walk-in clinics and physician offices. In hospital settings, sonographers perform medical imaging procedures in the medical imaging department, emergency department (ER), surgery, and bedside in patient rooms and critical care units.



Job Overview

Sonography has many different areas of concentration, including but not limited to, abdomen, superficial structures, obstetrics, gynecology and vascular technology. Each of these concentrations will be taught to the sonography students to provide a well-rounded education that prepares them to work as a sonographer within the hospital setting.

During the performance of sonographic procedures, sonographers must communicate with and provide care to patients of all ages and in all physical conditions. Sonographers manipulate sonographic and patient care equipment to accurately demonstrate anatomical structures on medical images and to provide quality care. Sonographers work frequently with computer systems to enter patient information and produce digital sonographic images.



Sonographers must be able to take direction from physicians and management and yet operate independently within the scope of practice and state and federal regulations. Sonographers use critical thinking in adapting sonographic examinations to unique circumstances and in assessing medical images for appropriate image quality and corrective actions, if needed. Sonographers must be emotionally stable to perform sonographic examinations on patients under difficult circumstances.

Essential Skills and Abilities

To competently practice sonography, sonographers must possess the following skills and abilities:

1. Physical/Motor Skills

- Stand and walk for extended periods of the time
- Perform physically strenuous tasks including raising patients in bed, maneuvering patients to and from tables/stretchers and carrying or maneuvering equipment
- Rise from a seated position without assistance
- Twist and bend at the waist
- Extend the hands and arms in any direction
- Hold, grasp and turn objects with the hands
- Reach your hands above your head

2. Sensory Abilities

- Correctable near vision to 20 / 40 in at least one eye
- Correctable far vision to 20 / 40 in at least one eye
- Depth perception
- Distinguish colors
- Hear audible speech (e.g. person-to-person communication) at 10 feet
- Hear speech when lips are not visible (e.g. wearing a surgical mask)
- Hear auditory alarms (e.g. patient monitors, fire alarms)
- Hear speech over a telephone
- Detect odors such as smoke, alcohol, noxious gasses

3. Communication Abilities

- Read documents in English
- Write legibly in English
- Speak fluently in English
- Understand speech in English
- Adapt verbal communication to patient/visitor limitations (e.g. hearing loss, pediatrics, diminished mental capacity)



4. Emotional and Behavior Skills

- Willingness to take directions
- Be self-directed and assertive
- Provide emotional support to others in distress
- Adapt to a changing environment
- Monitor own emotional state
- Manage frustration appropriately
- Accept responsibility for own errors or shortcomings
- Express emotions in a socially acceptable manner
- Respect interpersonal boundaries
- Manage interpersonal and organizational conflicts in a respectful and professional manner

5. Intellectual Abilities

- Recall information with reasonable accuracy
- Recognize cause and effect relationships
- Anticipate/plan ahead for activities or situations
- Perform tasks in a logical and efficient sequence
- Prioritize competing tasks
- Problem solve when the solution is not self-evident
- Use visual/spatial processing in evaluating sonographic images
- Demonstrate attention to detail
- Evaluate own performance to determine corrective actions when appropriate



Ascension St. Vincent does not discriminate on the basis of disability as determined by the American with Disabilities Act (ADA). Physical/motor skills, sensory abilities, and communication skills are not assessed during the selection phase of the admissions process. Emotional/behavioral skills and intellectual abilities are assessed during the selection phase of the admissions process as they relate to a candidate's academic record and ability to communicate effectively in English during a personal interview. The ASVCHP Disability Accommodations policy will detail the procedure to request disability accommodations.

Program History

The Diagnostic Medical Sonography Program began in 2018 when Ashlie Munchel was brought on board as the Sonography Program Director to begin building the diagnostic medical sonography program. The program enrolled its first class of students in June of 2019. In May of 2021, the Diagnostic Medical Sonography Program graduated its first cohort. The sonography program is a great addition to the college and Ascension St. Vincent as it will help fill the shortage of ultrasound technologists within the medical imaging field.

Mission Statement

Our Mission is to make a positive difference in the lives and health delivery status of our students, the people we serve, and the community. This is accomplished through a commitment of excellence by our faculty and staff, Advisory Board, and the sponsoring institutions in the delivery of quality training and education opportunities in medical imaging sciences. We will display compassion and dignity to all. Our paradigms will be open to all aspects of education that do not violate the Mission or Core Values of our sponsoring and affiliated institutions.

Facilities

All sonography education occurs within the Ascension St. Vincent network. The Sonography Program has a dedicated classroom at Ascension St. Vincent Indianapolis Hospital where all students will have didactic classes. The Ascension St. Vincent Indianapolis Hospital Sonography Scan Lab has two patient carts and two ultrasound machines for practicing. Students will scan each other in a supervised scan lab to gain practice on the material taught in the classroom and seen during clinical rotations.

Clinical education occurs at hospitals throughout Ascension St. Vincent. All Ascension St. Vincent hospitals have a variety of medical imaging equipment that students will use under supervision for performing sonographic procedures on actual patients, practicing sonographic positioning concepts and performing “laboratory” assignments to better understand theoretical concepts and scanning techniques. More information is found in this section under “Clinical Externships.”

Program Goals and Outcomes

The Sonography Program is committed to offering the highest quality education in medical imaging available. That commitment is carried out through the educational process and through the performance standards students are expected to meet. To measure the effectiveness of the education process, the Sonography Program has established broad Goals and specific Outcomes, which are the foundation of a comprehensive Assessment Plan that details how these Goals and Outcomes are assessed annually. The Sonography Program Assessment Plan can be found online at <http://www.stvincent.org/education/sonography/>.

Goal 1: Students will be clinically competent.

- 1.1. Students will produce sonographic images of diagnostic quality.
- 1.2. Students will produce sonographic images demonstrating the ALARA principle.
- 1.3. Students will produce sonographic images demonstrating appropriate anatomical identification.
- 1.4. Students will be able to analyze sonographic images for quality.

Goal 2: Students will demonstrate the ability to critically think.

- 2.1. Students will be able to analyze sonographic images for quality.

Goal 3: Students will communicate effectively.

- 3.1. Students will demonstrate written communication skills.
- 3.2. Students will demonstrate verbal communication skills.

Goal 4: Students will model professionalism.

- 4.1. Students will display a professional attitude in daily practice.
- 4.2. Students will demonstrate professional behaviors in daily practice.
- 4.3. Graduates will demonstrate professional behaviors in daily practice.

Goal 5: Student will provide quality patient care.

- 5.1. Students will provide quality patient care in daily practice.
- 5.2. Students will recognize and demonstrate understanding of behavioral and communication characteristics of patients across the age continuum

Goal 6: The program will prepare students to challenge the ARDMS/ARRT specialty credentialing exam.

- 6.1. An adequate % of program graduates will successfully pass at least one of the ARDMS/ARRT specialty examinations on the first attempt upon graduation.
- 6.2. Program graduates will demonstrate *overall* mastery on the ARDMS/ARRT specialty exams.

Goal 7: The program will maintain a positive learning environment.

- 7.1. Students will express satisfaction with clinical education sites.
- 7.2. Students will express satisfaction with academic courses.
- 7.3. Graduating students will express overall satisfaction with the program prior to graduation.
- 7.4. Alumni will express overall satisfaction with the program quality

Goal 8: The program will demonstrate a positive effect on the community.

- 8.1. Students will graduate from the program.
- 8.2. Program graduates actively seeking employment will be gainfully employed.
- 8.3. Employers of program graduates will express overall satisfaction with graduate quality.

Goal 9: The program will prepare competent entry-level abdominal-extended sonographers in the cognitive (knowledge), psychomotor (skills) and affective (behavior) learning domains in abdominal-extended sonography.

Goal 10: The program will prepare competent entry-level obstetric sonographers in the cognitive (knowledge), psychomotor (skills) and affective (behavior) learning domains in obstetrics and gynecology sonography.

Goal 11: The program will prepare competent entry-level vascular sonographers in the cognitive (knowledge), psychomotor (skills) and affective (behavior) learning domains in vascular sonography.

Program Outcome Results

Sonography Principles and Instrumentation Board Exam			
Year	# Attempted	# Passed	Percent
2020	8	8	100%
2021	7	7	100%
2022	11	11	100%
2023	12	12	100%
		4 Year SPI Average	100%

Abdomen Board Exam			
Year	# Attempted	# Passed	Percent
2021	5	5	100%
2022	8	8	100%
2023	7	7	100%
		3 Year Abdomen Average	100%

OBGYN Board Exam			
Year	# Attempted	# Passed	Percent
2021	4	4	100%
2022	5	5	100%
2023	6	6	100%
		3 Year OBGYN Average	100%

Vascular Board Exam			
Year	# Attempted	# Passed	Percent
2021	5	5	100%
2022	7	6	86%
2023	6	6	100%
		3 Year Vascular Average	95.3%

Job Placement

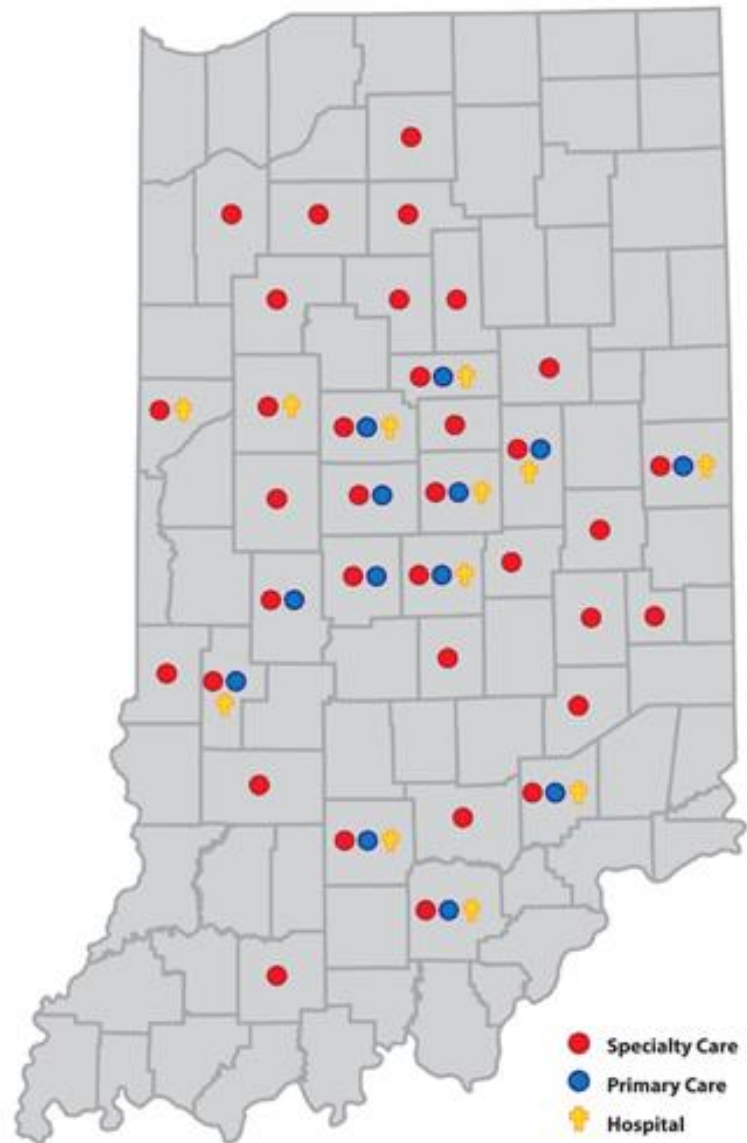
Graduation Year	# Graduates	# Students Employed	Employment Rate
2021	8	7	88%
2022	7	7	100%
2023	7	7	100%
		2 Year Job Placement Average	94%

Retention Rate			
Graduation Year	# Student Entering Program	# Students Completing Program	Retention Rate
2021	8	8	100%
2022	8	7	88%
2023	7	7	100%
		3 Year Graduation Average	96%

Clinical Externships

In addition to on-site didactic (classroom) education, enrolled students learn to apply sonographic concepts in clinical settings. All clinical education is conducted through the Ascension St. Vincent system. Below are sonography program clinical education sites.

- Ascension St. Vincent Indianapolis Hospital
- Ascension St. Vincent Women’s Hospital
- Ascension St. Vincent Carmel Hospital
- Ascension St. Vincent Fishers Hospital
- Ascension St. Vincent Anderson Regional Hospital
- Ascension St. Vincent Kokomo Hospital
- Ascension St. Vincent Maternal Fetal Medicine (Indianapolis and Carmel)
- Ascension St. Vincent Primary Care Center
- Vein Solutions and Ascension St. Vincent Medical Group Vascular Lab



Admissions

Ascension St. Vincent Sonography Program provides equal opportunity to all applicants. The program is selective in its admissions practices and evaluates applicants based on merit without discrimination on the basis of age, race, religion, creed, color, national origin, marital status, gender, disability, veteran status, sexual orientation, or any other legally protected status. The program selects one class annually based on requirements and preference categories listed herein.

Application Procedure

To be considered for admission into the Sonography Program, an application must be submitted. In addition to the College admission requirements described in Section III, Sonography Program applicants must also attend a mandatory pre-admission conference during the year of application. The application and admission conference dates, locations and times can be found on the sonography program website at <https://medicaleducation.ascension.org/indiana/st-vincent-sonography-program>. All application documents must be sent directly to the Program Director as indicated on the application.

Academic Requirements

To be accepted in the program, the applicant must meet the following requirements:

1. Have a minimum college GPA of 2.50 (4.00 scale) on **all** college academic work from all institutions.
2. Complete at least **3** credit hours in **Algebra, Statistics or higher mathematics course** by **June 1** of the enrollment year.
3. Complete at least **3** credit hours in **general college-level physics and/or radiographic physics** by **June 1** of the enrollment year.
4. Complete at least **3** credit hours in **Communication Skills** (The communication skills requisite may be met by a variety of courses including, English, speech or composition) by **June 1** of the enrollment year.
5. Complete at least **5** credit hours in **Human Anatomy and Physiology** by **June 1** of the enrollment year.
6. Complete at least **1** credit hours in **Medical Terminology** by **June 1** of the enrollment year.
7. All general education courses must be 100 level or higher courses.
8. The above coursework must be from regionally-accredited institutions or ABHES accredited institutions.
9. All the above courses must be completed with a letter grade of "C" or higher. In cases where a letter grade is not assigned, the program will only accept any course graded as "P", "S", or other such institutional designation as evidence the course was successfully completed as passing.

Application Procedure

Pursuant to CHP.ENR.01, "College Admission" policy, applicants must submit a paper application, \$20 application fee, narrative and official college transcripts from all institutions attended between November 1 and January 31 of the enrollment year. The applicant must also attend a pre-admission conference as part of the application process. The narrative must be signed and dated and addresses the following:

- Explain why you want to be a sonographer
- Describe what you believe are essential traits of a diagnostic medical sonographer
- List and explain your long-term career goals

Pre-Admission Conference/Recording

Applicants are required to attend a live pre-admission conference to be considered for admission. If live, in-person conferences are offered, the program website www.stvincent.org/sonography will be updated with dates, times and locations. In certain situations, the applicant can view a recording of the pre-admission conference, if available. Following completion of this requirement, the applicant will be required to submit documentation of participation. More information about this documentation will be provided at the live conference or in the recording. This documentation must be submitted by January 31st. Remember, this activity is **MANDATORY** to be considered for admission to the program.

Clinical Observation

Although not required for consideration of admission, the program faculty **strongly recommends** that candidates complete an onsite observation in **obstetric, general and vascular sonography**. Applicants are advised to allow sufficient observation time in sonography to familiarize themselves with the role of sonographers in a health care setting. Observations may or may not be completed at a hospital affiliated with the Sonography Program. To request an observation, applicants must access the observation request forms on the website, www.stvincent.org/sonography, and submit the required paperwork to the program director.

Bankruptcy Appeal

For a variety of reasons, there are some individuals whose overall college GPA is adversely affected by a period of poor academic performance, such that their overall GPA is not an accurate indication of their true academic abilities. Many of these same students have subsequently demonstrated the ability to achieve academic success. The bankruptcy policy allows individuals to exclude an earlier portion of their academic record while still receiving credit for having passed prerequisite courses so that the GPA considered by the Program Admissions Committee more accurately reflects the student's true academic abilities. The policy does not allow individuals to pick and choose poor classes or semesters, but instead allows an individual to convey, "that was me then, but this is what I am capable of now." If you feel that this policy would benefit you, we encourage you to submit your appeal.

Applicants may request in writing to the program director that college grades prior to a specified date **not** be factored into the calculation of an overall college GPA and therefore **not** be considered as part of the selection criteria provided the following criteria are met:

- The applicant must make the request in writing and include the college(s) attended and dates of attendance to be bankrupted.
- The applicant must include a rationale why the original GPA should be bankrupted and what the applicant did to improve his/her academic performance since the bankruptcy date.
- The request must be signed and dated.
- The applicant must have completed and maintained at least a 2.50 / 4.00 cumulative GPA on at least 12 credit hours of 100 level courses following the date of requested bankruptcy.

If approved, **all** academic grades prior to the bankruptcy date will not be considered toward the calculated GPA. However, all courses passed with a letter grade of "C" or higher regardless of bankruptcy will still be counted toward meeting the program's general education requirements.

The program faculty will review each bankruptcy request and render a decision based on the merits of each request individually. Transcripts of all academic work must still be submitted as indicated earlier.

Foreign Educated Applicants

Applicants educated in foreign countries are welcomed to apply to the program. However, candidates must have completed all the program's general education requirements through regionally accredited American colleges and universities. No foreign academic work will be considered toward the general education requirements. Foreign transcripts or the equivalent domestic evaluation of foreign transcripts (ECE, for example) are not required.

Selection Procedure

Applications are initially reviewed for completeness of required documents. Only members of the program faculty will review application files for minimal requirements and scoring. Only applications meeting minimal requirements will be considered for admission. Applications are scored using an established and approved score sheet. The program reserves the right to reject candidates who have been interviewed and rejected twice (not including alternate status).

A pre-determined number of applicants will be invited to attend a personal interview. Interviews will be conducted in whole or by a subset of members of the core program faculty, medical imaging managers and sonographers within Ascension St. Vincent. Interview candidates will be notified via email of their respective interview appointment. Interviews will be conducted using an established format including defined questions and interview score sheet.

Following each candidate's interview, a comprehensive score will be determined by the interview team. This comprehensive score is based in part on the interview itself but will also include characteristics and factors that are predictive of success in the program. Applicants will be rank ordered according to their comprehensive score. Final selection of applicants into the program will be based on the comprehensive score and represents the interview team's assessment of the overall likelihood of applicant success in the program. Applicants with tied comprehensive scores are further rank ordered according to their academic scores.

Final selection of applicants for admission into the program will be based on the comprehensive score and represents the interview team's assessment of the overall likelihood of applicant success in the program. Selection for admission into the program is conditional. Active enrollment is granted only after the conditionally accepted applicant meets all conditions as stipulated in CHP.ENR.01, "College Admission" policy.

Preference may be given to applicants who reside in the state of Indiana at the time of application or, for applicants who reside outside of Indiana at the time of application, are employed within an Ascension facility.

Disclosure of Criminal History

Students are required to disclose in a timely manner to the Program Director any criminal actions or proceedings, excluding speeding and minor traffic violations, that occur at any time during enrollment in the program. Students who disclose their criminal actions must provide details of the proceedings. If the criminal proceedings are in progress, the student is expected to provide a timeline of the court proceedings

and to submit to the program the final verdict and actions. Failure to disclose a criminal action or proceedings will result in rejection of a candidate's application, revocation of conditional acceptance, or dismissal from the program if actively enrolled.

The American Registry of Diagnostic Medical Sonography (ARDMS) or American Registry of Radiologic Technologists (ARRT) may deny eligibility to write the certification exam to individuals who have been convicted of a felony or a misdemeanor excluding speeding and minor traffic violations. Upon disclosure of criminal proceedings, the student may be required to submit to the ARDMS or ARRT a pre-eligibility application at their own expense. The student will be required to forward the decision of the ARDMS/ARRT to the Program Director upon receipt of the decision. The decision of the ARDMS will be considered when determining if the student will remain enrolled in the program. Failure to disclose a criminal action or proceedings will result in rejection of a candidate's application, revocation of conditional acceptance, or dismissal from the program if actively enrolled.

Disclosure of Professional License or Certification Suspension or Revocation

All Sonography Program applicants are required to disclose if they have ever had a professional license or certification suspended or revoked by any certifying agency or governing body. Applicants must provide details of the suspended or revoked professional license or certification as directed in the application. Failure to disclose a suspended or revoked professional license or certification will result in denial of consideration or withdrawal of conditional acceptance. Ascension St. Vincent reserves the right to deny acceptance or rescind conditional acceptance to any individual history of suspended or revoked professional license or certification based on individual circumstances.

Satisfactory Academic Progress

Students are required to maintain satisfactory academic progress to remain enrolled in the Sonography Program. This includes meeting the published grading criteria, attendance standards, or professional standards. On occasion, it becomes necessary to delay completion of the program due to completion of program requirements, medical leave, or other situations. A delay in academic progression, however, cannot exceed 150% of the normal program length.

The Diagnostic Medical Sonography Program adheres to the Academic Progress Standards in Section IV and follows the College grading unless otherwise noted in the course syllabus.

Additionally, the Sonography Program follows a mastery-based approach to academic performance expectations. The program requires a minimum score to be achieved (80.0% for most written lecture tests, 75.0% for clinical competency evaluation) before the student can be considered to have "mastered" the material. Failure to achieve this minimum score will result in the student being required to repeat the exam/assessment for a capped maximum score. Failure to achieve the minimum passing score after the third attempt will result in remediation of the material and either probation or dismissal from the program depending on the situation. Further information regarding program academic progress expectations are included the Student Handbook made available to the student on the first day of class or may be obtained by contacting the Sonography Program Director.

Graduation Requirements

Sonographers are highly skilled professionals qualified by education to perform imaging examinations and accompanying responsibilities at the direction of a physician qualified to request radiologic procedures. To that end, for the safety and well-being of patients and the community in general, it is the policy of Sonography Program to assure that all graduates entering to profession of sonography have met the rigorous requirements for graduation, thus enabling their eligibility to sit for the American Registry of Diagnostic Medical Sonography (ARDMS) or American Registry of Radiologic Technologists (ARRT) board examination.

To be eligible for graduation, the following requirements must be met.

Competent Practice

1. Apply knowledge of anatomy, physiology and positioning to competently and accurately demonstrate anatomical structures on a sonographic image.
2. Apply knowledge of physics instrumentation to achieve the best diagnostic quality sonographic images possible.
3. Evaluate sonographic images for appropriate positioning and overall image quality.
4. Apply problem solving and critical thinking skills in the academic and clinical settings.

Safety

5. Apply principles of ultrasound safety to patients, self and others.
6. Apply knowledge of physics instrumentation to adhere to the ALARA principle.
7. Apply principles of infection control and standard precautions for the protection of patients, self and others.

Patient Care

8. Provide basic patient care and comfort to patients across the age continuum.
9. Recognize emergency patient conditions and initiate lifesaving first aid and basic life-support procedures.

Professional Practice

10. Recognize when sonographic equipment is not operating properly and report equipment malfunctions to the proper authority.
11. Demonstrate understanding of the role quality assurance and continual quality improvement play in medical imaging.
12. Demonstrate effective verbal, non-verbal and written medical communication in providing patient care and maintaining professional relationships with other members of the health care team.
13. Exercise independent judgment and discretion in the technical performance of medical imaging procedures.
14. Comply with the profession's Code of Ethics and Practice Standards and perform clinically within the industry's standard of care.
15. Develop professionally beyond the program's clinical and academic performance expectations (see Professional Development policy).

Qualifications

16. Pass the Sonography Principles and Instrumentation board examination through the ARDMS.
17. Pass at least one specialty board exam (abdomen, OBGYN, and/or vascular technology) through the ARDMS/ARRT.

Evidence of Eligibility

Prior to graduation, each student will meet with the Program Director or designee to evaluate eligibility for graduation against the graduation requirements.

Early Graduation

The program does not allow for early graduation. All students will graduate on or after their scheduled date of graduation.

Diagnostic Medical Sonography Program Associate of Applied Science Curriculum

General Education (Transferred in)					
Course Code	Course Title	Credits	Course Code	Course Title	Credits
NA	Algebra, Statistics or Higher Math	3	NA	Medical Terminology	1
NA	Gen. Physics or Radiographic Physics	3			
NA	Communication Skills	3			
NA	Human Anatomy and Physiology	5			

Summer Semester I					
Course Code	Course Title	Lecture Hours	Lab Hours	Clinical Hours	Credits
DMS 111	Intro to DMS	16	24	0	1.5
DMS 112	Patient Care	28	9	0	2.0
DMS 113	Fundamentals of Ultrasound	16	0	0	1.0
DMS 119	Clinical Observation	20	0	52	2.0
Total		80	33	52	6.5

Fall Semester II					
Course Code	Course Title	Lecture Hours	Lab Hours	Clinical Hours	Credits
DMS 121	General Sonography I	38	60	0	4.5
DMS 122	OBGYN Sonography I	30	18	0	2.5
DMS 123	Vascular Technology I	30	57	0	3.5
DMS 124	Ultrasound Physics I	57	0	0	3.5
DMS 129	Clinical Practicum I	0	0	312	6.5
Total		155	135	312	20.5

Spring Semester III					
Course Code	Course Title	Lecture Hours	Lab Hours	Clinical Hours	Credits
DMS 131	General Sonography II	36	54	0	4.0
DMS 132	OBGYN Sonography II	28.5	12	0	2.0
DMS 133	Vascular Technology II	28.5	57	0	3.5
DMS 134	Ultrasound Physics II	54	0	0	3.5
DMS 139	Clinical Practicum II	0	0	304	6.5
Total		147	123	304	19.5

Summer Semester IV					
Course Code	Course Title	Lecture Hours	Lab Hours	Clinical Hours	Credits
DMS 219	Clinical Practicum III	0	0	312	6.5
Total		0	0	312	6.5

Fall Semester V					
Course Code	Course Title	Lecture Hours	Lab Hours	Clinical Hours	Credits
DMS 221	General Sonography III	19	21	0	1.5
DMS 222	OBGYN Sonography III	28.5	8	0	2
DMS 223	Vascular Technology III	30	57	0	3.5
DMS 229	Clinical Practicum IV	0	0	464	10
Total		77.5	86	464	17

Spring Semester VI					
Course Code	Course Title	Lecture Hours	Lab Hours	Clinical Hours	Credits
DMS 231	Research on Case Studies	0	57	0	1.5
DMS 232	Registry Review	21	36	0	2.5
DMS 239	Clinical Practicum V	0	0	440	9.5
Total		21	93	440	13.5

General Education Credits Required					15
Program Credits Required					83.5
Total Credits Required					98.5

DMS Program Course Descriptions

SEMESTER I

Intro to DMS - DMS 111 (16 lecture hours, 24 lab hours, 1.5 credits)

This course provides the diagnostic medical sonography student with an orientation of the program, introduces the student to the sonographic equipment, sonographic anatomy and sonographic scanning so the student can transition into the clinical site with basic knowledge of a sonographer and their expectations. This course will give the student's knowledge of the protocols being utilized in their clinical settings. The students will have a very basic and limited understanding of normal anatomy, physiology, protocol, and scanning techniques with the more frequent exams seen in general and vascular sonography so the students can transition into their clinical site with a better understanding of sonography. This course contains educational objectives, learning activities and scan labs directed toward aiding the student in obtaining this goal. Parallel: DMS 112, 113, 119. Open only to sonography students.

Patient Care - DMS 112 (28 lecture hours, 9 lab hours, 2.0 credits)

This course provides the diagnostic medical sonography students with the basic concepts of patient care including consideration for the physical and psychological needs of the patient. Some topics to be covered include: Safety and transport of a patient, infection control, isolation techniques, aseptic technique, handling acute situations, pharmacology, emergency recognition and response, and vital signs. This is a time for the students to develop their own patient care techniques while developing an understanding of body mechanics, patient assessment techniques, ethical, legal, and professional issues. This course contains educational objectives and learning activities directed toward aiding the student in obtaining this goal. Parallel: DMS 111, 113, 119. Open only to sonography students.

Fundamentals of Ultrasound - DMS 113 (16 lecture hours, 0 lab hours, 1 credits)

This course is designed to provide the diagnostic medical sonography students an understanding of work-related musculoskeletal injury, incidence of sonographer injuries, and prevention of such injuries by following proper ergonomic guidelines. This course will also provide the student with knowledge of and the importance of professional development and continuing education within the field of Diagnostic Medical Sonography. The student will be able to discuss and define the use of Information Technology within the field of Radiology. This course will also give the student a good understanding of Medical Ethics and Law as it pertains to the Patient's Bill of Rights and the Health Insurance Portability and Accountability Act (HIPAA). Parallel: DMS 111, 112, 119. Open only to sonography students.

Clinical Observation - DMS 119 (20 lecture, 52 clinical hours, 2.0 credits)

This course provides the diagnostic medical sonography student with an introduction to sonographic anatomy, sonographic scanning, and patient care. This course unit contains educational objectives and learning activities directed toward aiding the student in obtaining this goal. Parallel: DMS 111, 112, 113. Open only to sonography students.

SEMESTER II

General Sonography I - DMS 121 (38 lecture hours, 60 lab hours, 4.5 credits)

Upon completion of this course, the diagnostic medical sonography student will gain knowledge and understanding of the normal organ systems and vascular structures of the abdomen and superficial organs. The student will gain knowledge to recognize and identify the sonographic appearance of normal anatomic structures, including anatomic variants and normal Doppler patterns of the abdomen and superficial organs. The students will gain knowledge of the invasive procedures that are performed with ultrasound

guidance. This course unit contains educational objectives and learning activities directed toward aiding the student in obtaining this goal. Prerequisites: DMS 111, 112, 113, 119. Parallel: DMS 122, 123, 124, 129. Open only to sonography students.

OBGYN Sonography I - DMS 122 (30 lecture hours, 18 lab hours, 2.5 credits)

This course is designed to provide the diagnostic medical sonography student with a thorough understanding of normal and abnormal female pelvic anatomy, pathology associated with the female pelvis, conception, infertility, embryonic development, first trimester normal anatomy and sonographic technique and appearance of the aforementioned topics. This course will also teach pelvic Doppler technique. The students will gain knowledge of the invasive procedures that are performed with ultrasound guidance. This course contains educational objectives and learning activities directed toward aiding the student in obtaining this goal. Prerequisites: DMS 111, 112, 113, 119. Parallel: DMS 121, 123, 124, 129. Open only to sonography students.

Vascular Technology I - DMS 123 (30 lecture hours, 57 lab hours, 3.5 credits)

This course is designed to provide the diagnostic medical sonography student with the knowledge of the peripheral venous system and peripheral arterial system to include anatomy, physiology and pathology of the aforementioned system. This course is also designed to provide an understanding of miscellaneous arterial and venous anatomic and pathological conditions related to the profession of sonography. This course contains educational objectives and learning activities directed toward aiding the student in obtaining this goal. Prerequisites: DMS 111, 112, 113, 119. Parallel: DMS 121, 122, 124, 129. Open only to sonography students.

Ultrasound Physics I - DMS 124 (57 lecture hours, 0 lab hours, 3.5 credits)

This course allows the diagnostic medical sonography student to develop a fundamental knowledge of the physical and vascular principles that are used in the field of diagnostic medical sonography. This course unit contains educational objectives and learning activities directed toward aiding the student in obtaining this goal. Prerequisites: DMS 111, 112, 113, 119. Parallel: DMS 121, 122, 123, 129. Open only to sonography students.

Clinical Practicum I - DMS 129 (312 clinical hours, 6.5 credits)

This course has students rotate through various clinical sites. This course provides the diagnostic medical sonography student with the clinical opportunity to develop their scanning techniques and patient care skills with the guidance of a staff sonographer. Students will be assigned approximately 16 clinical hours per week. Students will perform competency exams as required by the syllabus. Prerequisites: DMS 111, 112, 113, 119. Parallel: DMS 121, 122, 123, 124. Open only to sonography students.

SEMESTER III

General Sonography II - DMS 131 (36 lecture hours, 54 lab hours, 4 credits)

Upon completion of this course, the diagnostic medical sonography student will gain knowledge and understanding of the normal and abnormal organ systems and vascular structures of the abdomen and superficial organs. The student will gain knowledge to recognize, identify, and appropriately document the abnormal sonographic and Doppler patterns of disease processes, pathology, and pathophysiology of the abdomen and superficial structures. The student will learn how to modify the scanning protocol based on the sonographic findings and the differential diagnosis. This course unit contains educational objectives and learning activities directed toward aiding the student in obtaining this goal. Prerequisites: DMS 111,

112, 113, 119, 121, 122, 123, 124, 129. Parallel: DMS 132, 133, 134, 139. Open only to sonography students.

OBGYN Sonography II - DMS 132 (28.5 lecture hours, 12 lab hours, 2 credits)

This course is designed to provide the diagnostic medical sonography student with a thorough understanding of, normal and abnormal 1st, 2nd and 3rd trimester fetal development, pathologies that can occur during fetal development and prognosis and treatment of such pathologies during pregnancy and after birth. This course contains educational objectives and learning activities directed toward aiding the student in obtaining this goal. Prerequisites: DMS 111, 112, 113, 119, 121, 122, 123, 124, 129. Parallel: DMS 131, 133, 134, 139. Open only to sonography students.

Vascular Technology II - DMS 133 (28.5 lecture hours, 57 lab hours, 3.5 credits)

This course is designed to provide the diagnostic medical sonography student with the knowledge of the abdominal vascular system to include anatomy, physiology and pathology of the aforementioned system. This course is also designed to provide an understanding of miscellaneous arterial and venous anatomic and pathological conditions related to the profession of sonography. This course contains educational objectives and learning activities directed toward aiding the student in obtaining this goal. Prerequisites: DMS 111, 112, 113, 119, 121, 122, 123, 124, 129. Parallel: DMS 131, 132, 134, 139. Open only to sonography students.

Ultrasound Physics II - DMS 134 (54 lecture hours, 0 lab hours, 3.5 credits)

This course is a continuation of Ultrasound Physics I and allows the diagnostic medical sonography student to develop a fundamental knowledge of the physical and vascular principles that are used in the field of diagnostic medical sonography. This course unit contains educational objectives and learning activities directed toward aiding the student in obtaining this goal. Prerequisites: DMS 111, 112, 113, 119, 121, 122, 123, 124, 129. Parallel: DMS 131, 132, 133, 139. Open only to sonography students.

Clinical Practicum II - DMS 139 (304 clinical hours, 6.5 credits)

This course is a continuation of Clinical Practicum I as students continue to rotate through various clinical sites. This course provides the diagnostic medical sonography student with the clinical opportunity to develop their scanning techniques and patient care skills with the guidance of a staff sonographer. Students will be assigned approximately 16 clinical hours per week. Students will perform competency exams as required by the syllabus. Prerequisites: DMS 111, 112, 113, 119, 121, 122, 123, 124, 129. Parallel: DMS 131, 132, 133, 134. Open only to sonography students.

SEMESTER IV

Clinical Practicum III - DMS 219 (312 clinical hours, 6.5 credits)

This course is a continuation of Clinical Practicum II as students continue to rotate through various clinical sites. This course provides the diagnostic medical sonography student with the clinical opportunity to develop their scanning techniques and patient care skills with the guidance of a staff sonographer. Students will be assigned approximately 40 clinical hours per week. Students will perform competency exams as required by the syllabus. Prerequisites: DMS 111, 112, 113, 119, 121, 122, 123, 124, 129, 131, 132, 133, 134, 139. Open only to sonography students.

SEMESTER V

General Sonography III - DMS 221 (19 lecture hours, 21 lab hours, 1.5 credits)

This course is designed to provide the diagnostic medical sonography students an understanding of normal and abnormal conditions associated with a pediatric patient, including normal and abnormal neurological development of neonatal head and spinal cord. This course will also give the students the knowledge of the ultrasound exams performed less often, such as the peritoneal cavity, the retroperitoneum, MSK, GI Tract, abdominal wall, and Elastography. This course contains educational objectives and learning activities directed toward aiding the student in obtaining this goal. Prerequisites: DMS 111, 112, 113, 119, 121, 122, 123, 124, 129, 131, 132, 133, 134, 139, 219. Parallel: DMS 222, 223, 229. Open only to sonography students.

OBGYN Sonography III - DMS 222 (28.5 lecture hours, 8 lab hours, 2 credits)

This course is a continuation of OBGYN Sonography II. This course is designed to provide the diagnostic medical sonography student with a thorough understanding of pathologies that can occur during fetal development and prognosis and treatment of such pathologies during pregnancy and after birth as well as medical ethics associated with pathological processes. High risk fetal development will also be taught in this course. This course contains educational objectives and learning activities directed toward aiding the student in obtaining this goal. Prerequisites: DMS 111, 112, 113, 119, 121, 122, 123, 124, 129, 131, 132, 133, 134, 139, 219. Parallel: DMS 221, 223, 229. Open only to sonography students.

Vascular Technology III - DMS 223 (30 lecture hours, 57 lab hours, 3.5 credits)

This course is designed to provide the diagnostic medical sonography student with the knowledge of the extracranial cerebrovascular and intracranial cerebrovascular systems to include anatomy, physiology and pathology of the aforementioned system. This course is also designed to provide knowledge of the vasculature with organ transplants. This course contains educational objectives and learning activities directed toward aiding the student in obtaining this goal. Prerequisites: DMS 111, 112, 113, 119, 121, 122, 123, 124, 129, 131, 132, 133, 134, 139, 219. Parallel: DMS 221, 222, 229. Open only to sonography students.

Clinical Practicum IV - DMS 229 (464 clinical hours, 10 credits)

This course is a continuation of Clinical Practicum III as students continue to rotate through various clinical sites. This course provides the diagnostic medical sonography student with the clinical opportunity to develop their scanning techniques and patient care skills with the guidance of a staff sonographer. Students will be assigned approximately 24 clinical hours per week. Students will perform competency exams as required by the syllabus. Prerequisites: DMS 111, 112, 113, 119, 121, 122, 123, 124, 129, 131, 132, 133, 134, 139, 219. Parallel: DMS 221, 222, 223. Open only to sonography students.

SEMESTER VI

Research on Case Studies - DMS 231 (0 lecture hours, 57 lab hours, 1.5 credits)

This course allows the diagnostic medical sonography student to develop professional awareness of the knowledge that can be gained, by doing follow-up work and research on interesting cases. This course unit contains educational objectives and learning activities directed toward aiding the student in obtaining this goal. Prerequisites: DMS 111, 112, 113, 119, 121, 122, 123, 124, 129, 131, 132, 133, 134, 139, 219, 221, 222, 223, 229. Parallel: DMS 232, 239. Open only to sonography students.

Registry Review - DMS 232 (21 lecture hours, 36 lab hours, 2.5 credits)

This course will review all subjects covered throughout the course of the program. The goal is to prepare diagnostic medical sonography students for taking the ARDMS registry examinations upon completion of the program. The course will also teach the students how to write a resume and how to excel in an interview. Prerequisites: DMS 111, 112, 113, 119, 121, 122, 123, 124, 129, 131, 132, 133, 134, 139, 219, 221, 222, 223, 229. Parallel: DMS 231, 239. Open only to sonography students.

Clinical Practicum V - DMS 239 (440 clinical hours, 9.5 credits)

This course is a continuation of Clinical Practicum IV as students continue to rotate through various clinical sites. This course provides the diagnostic medical sonography student with the clinical opportunity to develop their scanning techniques and patient care skills with the guidance of a staff sonographer. Students will be assigned approximately 24 clinical hours per week. Students will perform competency exams as required by the syllabus. Prerequisites: DMS 111, 112, 113, 119, 121, 122, 123, 124, 129, 131, 132, 133, 134, 139, 219, 221, 222, 223, 229. Parallel: DMS 231, 232. Open only to sonography students.

Prior Learning Credit

The Diagnostic Medical Sonography Program does not offer Prior Learning Credit.

Terminal Credential

Upon completion of the program, graduates will earn the Associates of Applied Science degree from the Ascension St. Vincent College of Health Professions. After completing the program, graduates must take and pass the national certifying exam given by the American Registry of Diagnostic Medical Sonography (ARDMS) or the American Registry of Radiologic Technologists (ARRT) to gain the appropriate credentials needed to practice sonography. (see "Program Overview" herein).

Program Faculty

Program Director

Ashlie Munchel, BS RT(R), RDMS, RVT
Ascension St. Vincent Indianapolis Hospital
2001 W. 86th Street
Indianapolis, IN 46260
(317) 338-2484
Email: Ashlie.Munchel@ascension.org



Ashlie Munchel is the Diagnostic Medical Sonography Program Director for the Ascension St. Vincent College of Health Professions. She attended IUPUI, where she has graduated with an Associate of Science degree in Radiography and a Bachelor of Science degree in Medical Imaging Technology. She is certified by the ARRT in radiography and by the ARDMS in abdominal sonography and vascular technology. Currently, she is pursuing her Master of Science degree in Adult Education through Indiana University. She began her radiology career as a radiographer at Ascension St. Vincent Carmel Hospital in 2006 and became a sonographer in 2012. Over the last six years she has worked within IU Health and Franciscan Health as a sonographer. In 2017, she began teaching at IUPUI in the Medical Imaging Technology Program as an Adjunct Lecturer. She is excited to bring her professional experience to Ascension St. Vincent and build the sonography program within Ascension St. Vincent College of Health Professions. She has a passion for teaching and sonography, and she is excited to share this passion with the sonography students.

General Clinical Coordinator/OB Concentration Coordinator

Rebecca Edwards, AS, RDMS (AB)(OB/Gyn)(BR)
Ascension St. Vincent Indianapolis Hospital
2001 W. 86th Street
Indianapolis, IN 46260
(317) 338-5319
Email: Rebecca.Edwards1@ascension.org



Rebecca Edwards is the Diagnostic Medical Sonography Clinical Coordinator for the Ascension St. Vincent College of Health Professions. She attended Butler University, where she graduated with an Associate of Science degree in the Allied Health Ultrasound Technology Program. She is certified by the ARDMS in abdominal sonography, obstetrical & gynecological sonography, and breast sonography. Currently, she would like to pursue her ARDMS vascular certification. She began her career at Methodist Hospital in 1985. She has worked in the Methodist Hospital/IU Health system in both the inpatient and outpatient Radiology Departments. She has also worked PRN for Advanced Fertility Group and Riverview Health. At Methodist Hospital, Rebecca worked for several years with students who were attending the Methodist Hospital Ultrasound Add-A-Comp training program. It was here that she developed her love of teaching. Rebecca has a passion for the field of sonography and feels it is time to share her knowledge and passion with the next generation of sonographers.

Vascular Clinical Coordinator

Sarah Maloy, RT (R)(CT), RDMS (AB)(OBGYN)(BR), RVT
Ascension St. Vincent Indianapolis Hospital
2001 W. 86th Street
Indianapolis, IN 46260



Sarah has been part of the Ascension St. Vincent family since 2005. She attended the Ascension St. Vincent Radiography Program from 2005 to 2007 at St. Joseph Hospital in Kokomo where she completed her radiography certification in 2007. In 2014 Sarah completed her bachelor's degree in medical imaging focusing on sonography at Indiana University Kokomo followed by a master's degree in management at Indiana Wesleyan in 2017.

Sarah is board certified through the American Registry of Radiologic Technologists (ARRT) in radiography, CT, and ultrasound, and is also board certified through the American Registry for Diagnostic Medical Sonography (ARDMS) in abdomen, breast, OB/GYN, and vascular specialties. From 2007 to 2013, Sarah worked at Ascension St. Vincent Kokomo hospital as a radiographer and computed tomography technologist and at Logansport Memorial Hospital from 2004 to 2023 as a radiographer, computed tomography technologist and OB/GYN and vascular sonographer. From 2019 to 2022, Sarah served as the Vascular Clinical Coordinator for the Ascension St. Vincent College of Health Professions Sonography Program where she fell in love with teaching. She is now back as the vascular clinical coordinator and is passionate about sharing her knowledge and experience to future students pursuing their career in medical imaging.

Instructional Faculty

Brooke Goldstein, BS, RDCS
Ascension St. Vincent Indianapolis Hospital
2001 W. 86th Street
Indianapolis, IN 46260
(317) 338-2484
Email: Brooke.Goldstein@ascension.org



Brooke Goldstein is the Clinical Coordinator/Concentration Coordinator of the Cardiac Sonography concentration for the Ascension St. Vincent College of Health Professions. She attended Ball State University, where she graduated with a Bachelor of Science degree in Exercise Science. She is currently registered in adult echocardiography through the American Registry of Diagnostic Medical Sonography (ARDMS) and would like to pursue certification in advance cardiac sonography. She began her career in cardiac sonography at St. Vincent Hospital (now Ascension St. Vincent) in 1999 working in telemetry and performing stress tests before training in echocardiogram in 2000. In 2011, she furthered her career at Piedmont Hospital in Atlanta, GA as a cardiac sonographer while assisting in the cardiac lab accreditation. In 2013, she became the Technical Coordinator for IU Health Tipton. While there for 9 years, she repeatedly accredited the echo lab in adult echocardiogram and stress echo through the Intersocietal Accreditation Commission (IAC). She is excited to bring her 22 years of professional experience to the Ascension St. Vincent College of Health Professions and continue to build the cardiac sonography program. She has a passion for mentoring and teaching and is looking forward to giving back to a new generation of sonographers.

Section X

Cardiac Sonography Program

Program Overview

Ascension St. Vincent Cardiac Sonography Program is an eighteen month (76 instructional weeks), full-time residential education program covering the art and science of cardiac sonography (or cardiac ultrasound technology). Cardiac Sonography (echocardiography) is one of several fields of medicine involving diagnostic imaging examinations that are interpreted by a cardiologist. These fields collectively are referred to as medical imaging. Sonographers (or Ultrasound Technologists) are educated in anatomy, patient positioning, examination techniques, equipment protocols, ultrasound safety, and basic patient care. Sonographers with advanced degrees may also work in hospital management, education, or sales / marketing. Sonographers work in a variety of settings, including hospitals, clinics, physician offices, and mobile units. To learn more about sonography and related fields in medical imaging, visit <http://www.ardms.org/Discover-ARDMS/Students/Pages/Resources-for-Students.aspx>

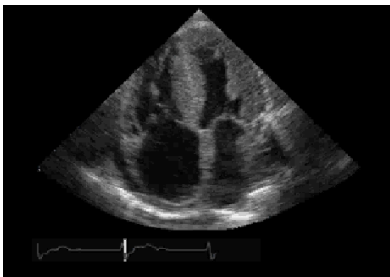
Individuals interested in the program must submit an application to be considered for acceptance into the program. If selected, classes begin in June, with graduation occurring 18 months later in December. Since the program has limited student capacity, selection into the program is competitive. Not every applicant who applies to the program will be selected. To learn more about the selection process, see “Admissions” in this section.

The Cardiac Sonography Program offers a residential curriculum that consists of both intensive classroom education and hands-on clinical training. Enrolled students are engaged in clinical or classroom activities on-site five days per week. All classroom education and clinical training is conducted within the Ascension St. Vincent system.

The Cardiac Sonography Program gained programmatic accreditation through The Commission on Accreditation of Allied Health Education Programs (CAAHEP) based on the recommendation from the Joint Review Committee on Education in Diagnostic Medical Sonography (JRC-DMS) in July of 2022. This accreditation is the gold standard for ultrasound programs and enables the student to sit for their American Registry of Diagnostic Medical Sonography (ARDMS) specialty board examination under prerequisite 2, a graduate from an accredited program.



Job Overview



Cardiac Sonographers, or Cardiac ultrasound technologists, work under the direction of a cardiologist or other qualified physician to perform medical imaging procedures on patients for diagnosis. Sonographers work in a variety of settings including hospitals, outpatient clinics and physician offices. In hospital settings, sonographers perform medical imaging procedures in the medical imaging department, emergency department (ER), surgery, and bedside in patient rooms and critical care units.

During the performance of sonographic procedures, sonographers must communicate with and provide care to patients of all ages and in all physical conditions. Sonographers manipulate sonographic and patient care equipment to accurately demonstrate anatomical structures on medical images and to provide quality care. Sonographers work frequently with computer systems to enter patient information and produce digital sonographic images.



Sonographers must be able to take direction from physicians and management and yet operate independently within the scope of practice and state and federal regulations. Sonographers use critical thinking in adapting sonographic examinations to unique circumstances and in assessing medical images for appropriate image quality and corrective actions, if needed. Sonographers must be emotionally stable to perform sonographic examinations on patients under difficult circumstances.

Essential Skills and Abilities

To competently practice sonography, sonographers must possess the following skills and abilities:

1. Physical/Motor Skills

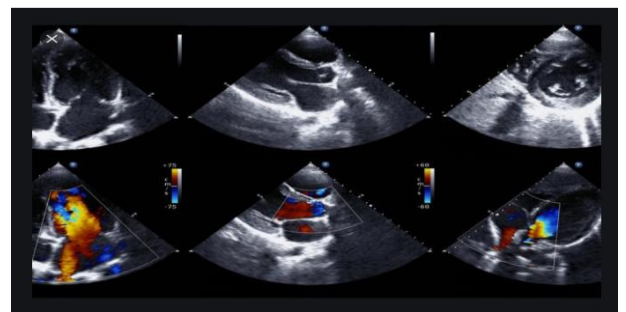
- Stand and walk for extended periods of the time
- Perform physically strenuous tasks including raising patients in bed, maneuvering patients to and from tables/stretchers and carrying or maneuvering equipment
- Rise from a seated position without assistance
- Twist and bend at the waist
- Extend the hands and arms in any direction
- Hold, grasp and turn objects with the hands
- Reach your hands above your head

2. Sensory Abilities

- Correctable near vision to 20 / 40 in at least one eye
- Correctable far vision to 20 / 40 in at least one eye
- Depth perception
- Distinguish colors
- Hear audible speech (e.g. person-to-person communication) at 10 feet
- Hear speech when lips are not visible (e.g. wearing a surgical mask)
- Hear auditory alarms (e.g. patient monitors, fire alarms)
- Hear speech over a telephone
- Detect odors such as smoke, alcohol, noxious gasses

3. Communication Abilities

- Read documents in English
- Write legibly in English
- Speak fluently in English
- Understand speech in English
- Adapt verbal communication to patient/visitor limitations (e.g. hearing loss, pediatrics, diminished mental capacity)



4. Emotional and Behavior Skills

- Willingness to take directions
- Be self-directed and assertive
- Provide emotional support to others in distress
- Adapt to a changing environment
- Monitor own emotional state
- Manage frustration appropriately
- Accept responsibility for own errors or shortcomings
- Express emotions in a socially acceptable manner
- Respect interpersonal boundaries
- Manage interpersonal and organizational conflicts in a respectful and professional manner

5. Intellectual Abilities

- Recall information with reasonable accuracy
- Recognize cause and effect relationships
- Anticipate/plan ahead for activities or situations
- Perform tasks in a logical and efficient sequence
- Prioritize competing tasks
- Problem solve when the solution is not self-evident
- Use visual/spatial processing in evaluating sonographic images
- Demonstrate attention to detail
- Evaluate own performance to determine corrective actions when appropriate

Ascension St. Vincent does not discriminate on the basis of disability as determined by the American with Disabilities Act (ADA). Physical/motor skills, sensory abilities, and communication skills are not assessed during the selection phase of the admissions process. Emotional/behavioral skills and intellectual abilities are assessed during the selection phase of the admissions process as they relate to a candidate's academic record and ability to communicate effectively in English during a personal interview.

Program History

Ashlie Munchel, Cardiac Sonography Program Director, was hired in April of 2018 to build the Diagnostic Medical Sonography Program. At this time, discussion of the Cardiac Sonography Program and the initial planning and building of the program began. The cardiac sonography concentration enrolled the first student cohort in June of 2021 and graduated those students in December of 2022. The program is off to a great start!

Mission Statement

Our Mission is to make a positive difference in the lives and health delivery status of our students, the people we serve, and the community. This is accomplished through a commitment of excellence by our faculty and staff, Advisory Board, and the sponsoring institutions in the delivery of quality training and education opportunities in medical imaging sciences. We will display compassion and dignity to all. Our paradigms will be open to all aspects of education that do not violate the Mission or Core Values of our sponsoring and affiliated institutions.

Facilities

All sonography education occurs within the Ascension St. Vincent network. The Sonography Program has a dedicated classroom at Ascension St. Vincent Indianapolis Hospital where all students will have didactic classes. The Ascension St. Vincent Indianapolis Hospital sonography scan lab has two patient carts and two ultrasound machines for practicing. Students will scan each other in a supervised scan lab to gain practice on the material taught in the classroom and seen during clinical rotations.

Clinical education occurs at hospitals throughout Ascension St. Vincent. All Ascension St. Vincent hospitals have a variety of medical imaging equipment that students will use under supervision for performing sonographic procedures on actual patients, practicing sonographic positioning concepts and performing “laboratory” assignments to better understand theoretical concepts and scanning techniques. More information is found in this section under “Clinical Externships.” More information about Ascension St. Vincent hospitals and medical imaging services provided can be found at www.stvincent.org.

Program Goals and Outcomes

The Cardiac Sonography Program is committed to offering the highest quality education in medical imaging available. That commitment is carried out through the educational process and through the performance standards students are expected to meet. To measure the effectiveness of the education process, the Sonography Program has established broad Goals and specific Outcomes, which are the foundation of a comprehensive Assessment Plan that details how these Goals and Outcomes are assessed annually. The Sonography Program Assessment Plan can be found online at <http://www.stvincent.org/echocardiography>.

Goal 1: Students will be clinically competent.

- 1.1. Students will produce sonographic images of diagnostic quality.
- 1.2. Students will produce sonographic images demonstrating the ALARA principle.
- 1.3. Students will produce sonographic images demonstrating appropriate anatomical identification.
- 1.4. Students will be able to analyze sonographic images for quality.

Goal 2: Students will demonstrate the ability to critically think.

- 2.1. Students will be able to analyze sonographic images for quality.

Goal 3: Students will communicate effectively.

- 3.1. Students will demonstrate written communication skills.
- 3.2. Students will demonstrate verbal communication skills.

Goal 4: Students will model professionalism.

- 4.1. Students will display a professional attitude in daily practice.
- 4.2. Students will demonstrate professional behaviors in daily practice.
- 4.3. Graduates will demonstrate professional behaviors in daily practice.

Goal 5: Student will provide quality patient care.

- 5.1. Students will provide quality patient care in daily practice.
- 5.2. Students will recognize and demonstrate understanding of behavioral and communication characteristics of patients across the age continuum

Goal 6: The program will prepare students to challenge the ARDMS/CCI specialty credentialing exam.

- 6.1. An adequate % of program graduates will successfully pass the ARDMS/CCI adult echo specialty examination on the first attempt upon graduation.
- 6.2. Program graduates will demonstrate *overall* mastery on the ARDMS/CCI adult echo specialty exam.

Goal 7: The program will maintain a positive learning environment.

- 7.1. Students will express satisfaction with clinical education sites.
- 7.2. Students will express satisfaction with academic courses.
- 7.3. Graduating students will express overall satisfaction with the program prior to graduation.
- 7.4. Alumni will express overall satisfaction with the program quality

Goal 8: The program will demonstrate a positive effect on the community.

- 8.1. Students will graduate from the program.
- 8.2. Program graduates actively seeking employment will be gainfully employed.
- 8.3. Employers of program graduates will express overall satisfaction with graduate quality.

Goal 9: The program will prepare competent entry-level cardiac sonographers in the cognitive (knowledge), psychomotor (skills) and affective (behavior) learning domains.

Program Outcome Results

Sonography Principles and Instrumentation Board Exam

<u>Year</u>	<u># Attempted</u>	<u># Passed</u>	<u>Percent</u>
2022	4	4	100%
2023			
2024			
2025			
2026			
1 Year SPI Average			100%

Adult Echo Board Exam

<u>Year</u>	<u># Attempted</u>	<u># Passed</u>	<u>Percent</u>
2022	4	4	100%
2023			
2024			
2025			
2026			
1 Year Abdomen Average			100%

Job Placement

<u>Graduation</u>	<u># Graduates</u>	<u># Students Employed</u>	<u>Employment Rate</u>
<u>Year</u>			
2022	4	4	100%
2023			
2024			
2025			
2026			
1 Year Job Placement Average			100%

Retention

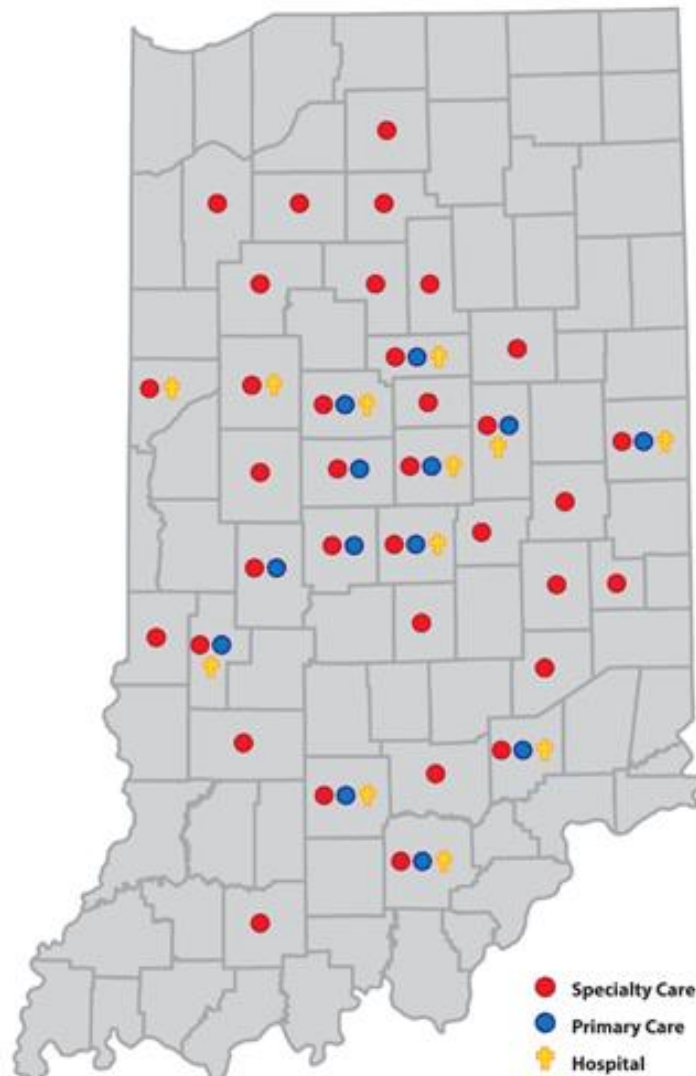
<u>Graduation</u>	<u># Student Entering Program</u>	<u># Students Completing Program</u>	<u>Retention Rate</u>
<u>Year</u>			
2022	4	4	100%
2023			#DIV/0!
2024			
2025			
2026			
1 Year Retention Average			100%

Clinical Externships

In addition to on-site didactic (classroom) education, enrolled students learn to apply sonographic concepts in clinical settings. All clinical education is conducted through the Ascension St. Vincent system.

The clinical education sites in the Cardiac Sonography Program are listed below. Each clinical site will provide experience in outpatient and inpatient rotations allowing students to rotate through four different clinical rotations.

- Ascension St. Vincent Hospital, 2001 West 86th Street, Indianapolis, IN (Inpatient rotation)
- Ascension St. Vincent, 8333 Naab Road, Indianapolis, IN (Outpatient rotation)
- Ascension St. Vincent Heart Center, 10580 North Meridian Street, Indianapolis, IN (Inpatient rotation)
- Ascension St. Vincent Heart Center Medical Office Building, Carmel, IN (Outpatient rotation)
- Ascension St. Vincent Hospital Anderson, 2015 Jackson Street Anderson, IN
- Ascension St. Vincent Hospital Kokomo, 1907 W. Sycamore Street, Kokomo, IN
- Ascension St. Vincent Hospital Fishers, 13861 Olio Road, Fishers, IN 46037
- Ascension St. Vincent Hospital Evansville, 3700 Washington Ave, Evansville, IN 47714



Admissions

Ascension St. Vincent Cardiac Sonography Program provides equal opportunity to all applicants. The program is selective in its admissions practices and evaluates applicants based on merit without discrimination on the basis of age, race, religion, creed, color, national origin, marital status, gender, disability, veteran status, sexual orientation, or any other legally protected status. The program selects one class annually based on requirements and preference categories listed herein.

Application Procedure

To be considered for admission into the Cardiac Sonography Program, an application must be submitted. In addition to the College admission requirements described in Section III, Sonography Program applicants must also attend a mandatory pre-admission conference during the year of application. The application and admission conference dates, locations and times can be found on the sonography program website at <https://medicaleducation.ascension.org/indiana/st-vincent-cardiac-sonography-program>.

Academic Requirements

To be accepted in the program, the applicant must meet the following requirements:

1. Have a minimum college GPA of 2.50 (4.00 scale) on **all** college academic work from all institutions.
2. Complete at least **3** credit hours in **Algebra, Statistics or higher mathematics course** by **June 1** of the enrollment year.
3. Complete at least **3** credit hours in **general college-level physics and/or radiographic physics** by **June 1** of the enrollment year.
4. Complete at least **3** credit hours in **Communication Skills** (The communication skills requisite may be met by a variety of courses including, English, speech or composition) by **June 1** of the enrollment year.
5. Complete at least **5** credit hours in **Human Anatomy and Physiology** by **June 1** of the enrollment year.
6. Complete at least **1** credit hours in **Medical Terminology** by **June 1** of the enrollment year.
7. All general education courses must be 100 level or higher courses.
8. The above coursework must be from regionally-accredited institutions or ABHES accredited institutions.
9. All the above courses must be completed with a letter grade of "C" or higher. In cases where a letter grade is not assigned, the program will only accept any course graded as "P", "S", or other such institutional designation as evidence the course was successfully completed as passing.

Application Procedure

Pursuant to CHP.ENR.01, "College Admission" policy, applicants must submit a paper application, \$20 application fee, narrative and official college transcripts from all institutions attended between November 1 and January 31 of the enrollment year. The applicant must also attend a pre-admission conference as part of the application process. The narrative must be signed and dated and addresses the following:

- Explain why you want to be a cardiac sonographer
- Describe what you believe are essential traits of a cardiac sonographer
- List and explain your long-term career goals

Clinical Observation

Although not required for consideration of admission, the program faculty **strongly recommends** that candidates complete an onsite observation in **cardiac sonography**. Applicants are advised to allow sufficient observation time in sonography to familiarize themselves with the role of sonographers in a health care setting. Observations may or may not be completed at a hospital affiliated with the Sonography Program. To request an observation, applicants must access the observation request forms on the website, www.stvincent.org/echocardiography, and submit the required paperwork to the program director.

Pre-Admission Conference/Recording

Applicants are required to attend a live pre-admission conference to be considered for admission. If live, in-person conferences are offered, the program website www.stvincent.org/echocardiography will be updated with dates, times and locations. In certain situations, the applicant can view a recording of the pre-admission conference, if available. Following completion of this requirement, the applicant will be required to submit documentation of participation. More information about this documentation will be provided at the live conference or in the recording. This documentation must be submitted by January 31st. Remember, this activity is **MANDATORY** to be considered for admission to the program.

Bankruptcy Appeal

For a variety of reasons, there are some individuals whose overall college GPA is adversely affected by a period of poor academic performance, such that their overall GPA is not an accurate indication of their true academic abilities. Many of these same students have subsequently demonstrated the ability to achieve academic success. The bankruptcy policy allows individuals to exclude an earlier portion of their academic record while still receiving credit for having passed prerequisite courses so that the GPA considered by the program faculty more accurately reflects the student's true academic abilities. The policy does not allow individuals to pick and choose poor classes or semesters, but instead allows an individual to convey, "that was me then, but this is what I am capable of now." If you feel that this policy would benefit you, we encourage you to submit your appeal.

Applicants may request in writing to the program director that college grades prior to a specified date **not** be factored into the calculation of an overall college GPA and therefore **not** be considered as part of the selection criteria provided the following criteria are met:

- The applicant must make the request in writing and include the college(s) attended and dates of attendance to be bankrupted.
- The applicant must include a rationale why the original GPA should be bankrupted and what the applicant did to improve his/her academic performance since the bankruptcy date.
- The request must be signed and dated.
- The applicant must have completed and maintained at least a 2.50 / 4.00 cumulative GPA on at least 12 credit hours of 100 level courses following the date of requested bankruptcy.

If approved, **all** academic grades prior to the bankruptcy date will not be considered toward the calculated GPA. However, all courses passed with a letter grade of "C" or higher regardless of bankruptcy will still be counted toward meeting the program's general education requirements.

The program faculty will review each bankruptcy request and render a decision based on the merits of each request individually. Transcripts of all academic work must still be submitted as indicated earlier.

Foreign Educated Applicants

Applicants educated in foreign countries are welcomed to apply to the program. However, candidates must have completed all the program's general education requirements through regionally accredited American colleges and universities. No foreign academic work will be considered toward the general education requirements. Foreign transcripts or the equivalent domestic evaluation of foreign transcripts (ECE, for example) are not required.

Selection Procedure

Applications are initially reviewed for completeness of required documents. Only members of the program faculty will review application files for minimal requirements and scoring. Only applications meeting minimal requirements will be considered for admission. Applications are scored using an established and approved score sheet. The program reserves the right to reject candidates who have been interviewed and rejected twice (not including alternate status).

A pre-determined number of applicants will be invited to attend a personal interview. Interviews will be conducted in whole or by a subset of members of the core program faculty, medical imaging managers and sonographers within Ascension St. Vincent. Interview candidates will be notified via email of their respective interview appointment. Interviews will be conducted using an established format including defined questions and interview score sheet.

Following each candidate's interview, a comprehensive score will be determined by the interview team. This comprehensive score is based in part on the interview itself but will also include characteristics and factors that are predictive of success in the program. Applicants will be rank ordered according to their comprehensive score. Final selection of applicants into the program will be based on the comprehensive score and represents the interview team's assessment of the overall likelihood of applicant success in the program. Applicants with tied comprehensive scores are further rank ordered according to their academic scores.

Final selection of applicants for admission into the program will be based on the comprehensive score and represents the interview team's assessment of the overall likelihood of applicant success in the program. Selection for admission into the program is conditional. Active enrollment is granted only after the conditionally accepted applicant meets all conditions as stipulated in CHP.ENR.01, "College Admission" policy.

Preference may be given to applicants who reside in the state of Indiana at the time of application or, for applicants who reside outside of Indiana at the time of application, are employed within an Ascension facility.

Disclosure of Criminal History

Students are required to disclose in a timely manner to the Program Director any criminal actions or proceedings, excluding speeding and minor traffic violations, that occur at any time during enrollment in

the program. Students who disclose their criminal actions must provide details of the proceedings. If the criminal proceedings are in progress, the student is expected to provide a timeline of the court proceedings and to submit to the program the final verdict and actions. Failure to disclose a criminal action or proceedings will result in rejection of a candidate's application, revocation of conditional acceptance, or dismissal from the program if actively enrolled.

The American Registry of Diagnostic Medical Sonography (ARDMS) or Cardiovascular Credentialing International (CCI) may deny eligibility to write the certification exam to individuals who have been convicted of a felony or a misdemeanor excluding speeding and minor traffic violations. Upon disclosure of criminal proceedings, the student may be required to submit to the ARDMS or CCI a pre-eligibility application at their own expense. The student will be required to forward the decision of the ARDMS/CCI to the Program Director upon receipt of the decision. The decision of the ARDMS/CCI will be considered when determining if the student will remain enrolled in the program. Denial of pre-eligibility by the ARDMS/CCI will result in immediate termination of the student.

Disclosure of Professional License or Certification Suspension or Revocation

Cardiac sonography program applicants are required to disclose if they have ever had a professional license or certification suspended or revoked by any certifying agency or governing body. Applicants must provide details of the suspended or revoked professional license or certification as directed in the application. Failure to disclose a suspended or revoked professional license or certification will result in denial of consideration or withdrawal of conditional acceptance. Ascension St. Vincent reserves the right to deny acceptance or rescind conditional acceptance to any individual history of suspended or revoked professional license or certification based on individual circumstances.

Satisfactory Academic Progress

Students are required to maintain satisfactory academic progress to remain enrolled in the Cardiac Sonography Program. This includes meeting the published grading criteria, attendance standards, or professional standards. On occasion, it becomes necessary to delay completion of the program due to completion of program requirements, medical leave, or other situations. A delay in academic progression, however, cannot exceed 150% of the normal program length.

The Cardiac Sonography Program adheres to the Academic Progress Standards in Section IV and follows the College grading unless otherwise noted in the course syllabus.

Additionally, the Cardiac Sonography Program follows a mastery-based approach to academic performance expectations. The program requires a minimum score to be achieved (80.0% for written lecture tests, 75.0% for clinical competency evaluation) before the student can be considered to have "mastered" the material. Failure to achieve this minimum score will result in the student being required to repeat the exam/assessment for a capped maximum score. Failure to achieve the minimum passing score after the third attempt will result in remediation of the material and either probation or dismissal from the program depending on the situation. Further information regarding program academic progress expectations are included in the Student Handbook made available to the student on the first day of class or may be obtained by contacting the Cardiac Sonography Program Director.

Graduation Requirements

Sonographers are highly skilled professionals qualified by education to perform imaging examinations and accompanying responsibilities at the direction of a physician qualified to request radiologic procedures. To that end, for the safety and well-being of patients and the community in general, it is the policy of Cardiac Sonography Program to assure that all graduates entering to profession of sonography have met the rigorous requirements for graduation, thus enabling their eligibility to sit for the American Registry of Diagnostic Medical Sonography (ARDMS) or Cardiovascular Credentialing International (CCI) board examination.

To be eligible for graduation, the following requirements must be met.

Competent Practice

1. Apply knowledge of anatomy, physiology and positioning to competently and accurately demonstrate anatomical structures on a sonographic image.
2. Apply knowledge of physics instrumentation to achieve the best diagnostic quality sonographic images possible.
3. Evaluate sonographic images for appropriate positioning and overall image quality.
4. Apply problem solving and critical thinking skills in the academic and clinical settings.

Safety

5. Apply principles of ultrasound safety to patients, self and others.
6. Apply knowledge of physics instrumentation to adhere to the ALARA principle.
7. Apply principles of infection control and standard precautions for the protection of patients, self and others.

Patient Care

8. Provide basic patient care and comfort to patients across the age continuum.
9. Recognize emergency patient conditions and initiate lifesaving first-aid and basic life-support procedures.

Professional Practice

10. Recognize when sonographic equipment is not operating properly and report equipment malfunctions to the proper authority.
11. Demonstrate understanding of the role quality assurance and continual quality improvement play in medical imaging.
12. Demonstrate effective verbal, non-verbal and written medical communication in providing patient care and maintaining professional relationships with other members of the health care team.
13. Exercise independent judgment and discretion in the technical performance of medical imaging procedures.
14. Comply with the profession's Code of Ethics and Practice Standards and perform clinically within the industry's standard of care.
15. Develop professionally beyond the program's clinical and academic performance expectations (see Professional Development policy).

Qualifications

16. Pass the Sonography Principles and Instrumentation board examination through the ARDMS.

17. Demonstrate ARDMS/CCI board examination readiness in the specialty exam (Echocardiography).

Evidence of Eligibility

Prior to graduation, each student will meet with the Program Director or designee to evaluate eligibility for graduation against the graduation requirements.

Early Graduation

The program does not allow for early graduation. All students will graduate on or after their scheduled date of graduation.

General Education (Transferred in)					
Course Code	Course Title	Credits	Course Code	Course Title	Credits
NA	Algebra, Statistics or Higher Math	3	NA	Medical Terminology	1
NA	Gen. Physics or Radiographic Physics	3			
NA	Communication Skills	3			
NA	Human Anatomy and Physiology	5		Total	15

Summer Semester I					
Course Code	Course Title	Lecture Hours	Lab Hours	Clinical Hours	Credits
ECH 111	Introduction to Cardiac Sonography	16	16	0	1.5
DMS 112	Patient Care	28	9	0	2.0
DMS 113	Fundamentals of Ultrasound	16	0	0	1
ECH 119	Clinical Observation	20	0	32	2.0
Total		80	25	32	6.5

Fall Semester II					
Course Code	Course Title	Lecture Hours	Lab Hours	Clinical Hours	Credits
ECH 121	Cardiac Sonography I	57	57	0	5.5
DMS 124	Ultrasound Physics I	57	0	0	3.5
ECH 129	Clinical Practicum I	0	0	312	6.5
Total		114	57	312	15.5

Spring Semester III					
Course Code	Course Title	Lecture Hours	Lab Hours	Clinical Hours	Credits
ECH 131	Cardiac Sonography II	74	74	0	7
DMS 134	Ultrasound Physics II	54	0	0	3.5
ECH 139	Clinical Practicum II	0	0	304	6.5
Total		128	74	304	17

Summer Semester IV					
Course Code	Course Title	Lecture Hours	Lab Hours	Clinical Hours	Credits
ECH 219	Clinical Practicum III	0	0	304	6.5
Total		0	0	304	6.5

Fall Semester V					
Course Code	Course Title	Lecture Hours	Lab Hours	Clinical Hours	Credits
ECH 221	Research on Case Studies	0	57	0	1.5
ECH 222	Registry Review	6	54	0	2.0
ECH 229	Clinical Practicum IV	0	0	464	10
Total		6	111	464	13.5

Program Total		328	267	1416	59
General Education Credits Required					15
Program Credits Required					59
Total Credits Required					74

Prior Learning Credit

The Cardiac Sonography Program does not offer Prior Learning Credit.

Course Descriptions

SEMESTER I:

Introduction to Cardiac Sonography - ECH 111 (16 lecture hours, 16 lab hours, 1.5 credit hours)

This course provides the cardiac sonography student with an introduction to ultrasound including the roles and qualities of a sonographer. This course defines body planes and cavities that are used in sonography terminology. This course will provide the student with an introduction to the ultrasound machine, transducers and terms used in sonography. This course will provide the student with knowledge of heart and cardiovascular anatomy including the blood vessels and structures associated with the heart. This course provides an overview of normal blood flow in the cardiovascular system. This course will provide instruction on how to obtain all of the basic views in a transthoracic echocardiogram along with the structures visualized in each view. This course also provides an introduction to cardiovascular physiology including the cardiac cycle and associated terms. This course provides activities and scan labs directed toward aiding the student in obtaining this goal. Parallel: **DMS 112, DMS 113, ECH 119**. Open only to Cardiac Sonography students.

Patient Care - DMS 112 (28 lecture hours, 9 lab hours, 2.0 credit hours)

This course provides the cardiac sonography student with the basic concepts of patient care including consideration for the physical and psychological needs of the patient. Some topics to be covered include: safety and transport of a patient, infection control, isolation techniques, aseptic technique, handling acute situations, pharmacology, emergency recognition and response, and vital signs. This is a time for the students to develop their own patient care techniques while developing an understanding of body mechanics, patient assessment techniques, ethical, legal, and professional issues. This course contains educational objectives and learning activities directed toward aiding the student in obtaining this goal. Parallel: **ECH 111, DMS 113, ECH 119**. Open only to Sonography students.

Fundamentals of Ultrasound - DMS 113 (16 lecture hours, 0 lab hours, 1 credit hour)

This course is designed to provide the cardiac sonography student with an understanding of work-related musculoskeletal injury, incidence of sonographer injuries, and prevention of such injuries by following proper ergonomic guidelines. This course will also provide the student with knowledge of and the importance of professional development and continuing education within the field of Cardiac Sonography. The student will be able to discuss and define the use of Information Technology within the field of cardiology. This course will also give the student a good understanding of Medical Ethics and Law as it pertains to the Patient's Bill of Rights and the Health Insurance Portability and Accountability Act (HIPAA). Parallel: **ECH 111, DMS 112, ECH 119**. Open only to Sonography students.

Clinical Observation - ECH 119 (20 lecture, 32 clinical hours, 2.0 credit hours)

This course provides the cardiac sonography student with an introduction to sonographic anatomy, sonographic scanning, and patient care through observation in the clinical setting. This course unit contains educational objectives and learning activities directed toward aiding the student in obtaining this goal. Parallel: **ECH 111, DMS 112, DMS 113**. Open only to Cardiac Sonography students.

SEMESTER II

Cardiac Sonography I- ECH 121 (57 lecture hours, 57 lab hours, 5.5 credit hours)

This course provides the cardiac sonography student with a thorough understand of cardiac anatomy and physiology, including an introduction to common abnormalities seen in echocardiography. The cardiac sonography student will obtain an understanding of cardiac embryology and fetal circulation and how this information is used to gain a more thorough understanding of adult cardiac anatomy. This course will provide a review and then a highly detailed description of the complete transthoracic echocardiogram, including all normal views and interrogations and modalities used. This course will also give a detailed approach to valvular heart disease the cardiac student will encounter in transthoracic echocardiography which will include quantifications methods by Doppler echocardiography. The cardiac sonography students will learn a high-level overview of the Transesophageal and Stress Echocardiography to the cardiac student. This course will also provide an understanding of prosthetic heart valves often seen in transthoracic echocardiography. This course contains activities and scan labs directed toward aiding the student in obtaining this goal. Parallel: **DMS 124 ECH 129**. Open only to Cardiac Sonography students.

Ultrasound Physics I - DMS 124 (57 lecture hours, 0 lab hours, 3.5 credit hours)

This course allows the cardiac sonography student to develop a fundamental knowledge of the physical and vascular principles that are used in the field of cardiac sonography. This course unit contains educational objectives and learning activities directed toward aiding the student in obtaining this goal. Prerequisites: **ECH 111, DMS 112, DMS 113, ECH 119**. Parallel: **ECH 121, ECH 129**. Open only to Sonography students.

Clinical Practicum I - ECH 129 (312 clinical hours, 6.5 credit hours)

This course has students rotate through various clinical sites. This course provides the cardiac sonography student with the clinical opportunity to develop their scanning techniques and patient care skills with the guidance of a staff sonographer. Students will be assigned approximately 16 clinical hours per week. Students will perform competency exams as required by the syllabus. Prerequisites: **ECH 111, DMS 112, DMS 113, ECH 119**. Parallel: **ECH 121, DMS 124**. Open only to Cardiac Sonography students.

SEMESTER III

Cardiac Sonography II- ECH 131 (74 lecture hours, 74 lab hours, 7 credit hours)

This course provides the cardiac sonography student with knowledge of frequent diseases and pathologies seen in transthoracic echocardiography and how to interrogate them with ultrasound techniques. The cardiac sonography student will learn an overview of contrast echocardiography including how and when to perform. This course also provides the basics of pediatric and congenital heart disease and how to interrogate the most commonly seen abnormalities as an adult cardiac sonographer. The course unit will also give the cardiac student knowledge of more advanced techniques used in all aspects of echocardiography including three-dimensional echocardiography. This course provides instruction in the role of echocardiography in patient management. This course is designed with activities and scan labs directed toward aiding the student in obtaining this goal. Parallel: **DMS 134, ECH 139**. Open only to Cardiac Sonography students.

Ultrasound Physics II - DMS 134 (54 lecture hours, 0 lab hours, 3.5 credit hours)

This course is a continuation of Ultrasound Physics I and allows the cardiac sonography student to develop a fundamental knowledge of the physical and vascular principles that are used in the field of cardiac sonography. This course unit contains educational objectives and learning activities directed toward aiding the student in obtaining this goal. Prerequisites: **ECH 111, DMS 112, DMS 113, ECH 119, ECH 121, DMS 124, ECH 129**. Parallel: **ECH 131, ECH 139**. Open only to Sonography students.

Clinical Practicum II - ECH 139 (304 clinical hours, 6.5 credit hours)

This course has students rotate through various clinical sites. This course provides the cardiac sonography student with the clinical opportunity to develop their scanning techniques and patient care skills with the guidance of a staff sonographer. Students will be assigned approximately 16 clinical hours per week. Students will perform competency exams as required by the syllabus. Parallel: **ECH 131, DMS 134**. Open only to Cardiac Sonography students.

SEMESTER IV

Clinical Practicum III - ECH 219 (304 clinical hours, 6.5 credits hours)

This course is a continuation of Clinical Practicum II as the student will continue to rotate through various clinical sites. This course provides the cardiac sonography student with the clinical opportunity to develop their scanning techniques and patient care skills with the guidance of a staff sonographer. Students will be assigned approximately 40 clinical hours per week. Students will perform competency exams as required by the syllabus. The course will also teach the students how to write a resume and how to excel in an interview. Prerequisites: **ECH 111, DMS 112, DMS 113, ECH 119, ECH 121, DMS 124, ECH 129, ECH 131, DMS 134, ECH 139**. Open only to Cardiac Sonography students.

SEMESTER V

Research on Case Studies - ECH 221 (0 lecture hours, 57 lab hours, 1.5 credit hours)

This course allows the cardiac sonography student to develop professional awareness of the knowledge that can be gained, by doing follow-up work and research on interesting cases. This course unit contains educational objectives and learning activities directed toward aiding the student in obtaining this goal. Prerequisites: **ECH 111, DMS 112, DMS 113, ECH 119, ECH 121, DMS 124, ECH 129, ECH 131, DMS 134, ECH 139, ECH 219**. Parallel: **ECH 222, ECH 229**. Open only to Cardiac Sonography students.

Registry Review - ECH 222 (6 lecture hours, 54 lab hours, 2 credit hours)

This course will review all subjects covered throughout the course of the program. The goal is to prepare the cardiac sonography student for taking the ARDMS and/or CCI registry examinations upon completion of the program. Prerequisites: **ECH 111, DMS 112, DMS 113, ECH 119, ECH 121, DMS 124, ECH 129, ECH 131, DMS 134, ECH 139, ECH 219**. Parallel: **ECH 221, ECH 229**. Open only to Cardiac Sonography students.

Clinical Practicum IV – ECH 229 (464 clinical hours, 10 credit hours)

This course is a continuation of Clinical Practicum III as students continue to rotate through various clinical sites. This course provides the cardiac sonography student with the clinical opportunity to develop their scanning techniques and patient care skills with the guidance of a staff sonographer. Students will be assigned approximately 24 clinical hours per week. Students will perform competency exams as required by the syllabus. Prerequisites: **ECH 111, DMS 112, DMS 113, ECH 119, ECH 121, DMS 124, ECH 129, ECH 131, DMS 134, ECH 139, ECH 219.** Parallel: **ECH 221, ECH 222.** Open only to Cardiac Sonography students.

Terminal Credential

The Cardiac Sonography Program will award graduates with an Associates in Applied Science degree in Cardiac Sonography upon completion of the program. After completing the program, graduates must take and pass the national certifying exam given by the American Registry of Diagnostic Medical Sonography (ARDMS) or Cardiovascular Credentialing International (CCI) to gain the appropriate credentials needed to practice sonography. (see “Program Overview” herein).

Program Faculty

Diagnostic Medical Sonography Program Director/Cardiac Sonography Co-Manager

Ashlie Munchel, BS RT(R), RDMS, RVT
Ascension St. Vincent Indianapolis Hospital
2001 W. 86th Street
Indianapolis, IN 46260
(317) 338-2484
Email: Ashlie.Munchel@ascension.org



Ashlie Munchel is the Diagnostic Medical Sonography Program Director for the Ascension St. Vincent College of Health Professions. She attended IUPUI, where she has graduated with an Associate of Science degree in Radiography and a Bachelor of Science degree in Medical Imaging Technology. She is certified by the ARRT in radiography and by the ARDMS in abdominal sonography and vascular technology. Currently, she is pursuing her Master of Science degree in Adult Education through Indiana University. She began her radiology career as a radiographer at Ascension St. Vincent Carmel Hospital in 2006 and became a sonographer in 2012. Over the last six years she has worked within IU Health and Franciscan Health as a sonographer. In 2017, she began teaching at IUPUI in the Medical Imaging Technology Program as an Adjunct Lecturer. She is excited to bring her professional experience to Ascension St. Vincent and build the sonography program within Ascension St. Vincent College of Health Professions. She has a passion for teaching and sonography and she is excited to share this passion with our first class of sonography students.

Cardiac Sonography Co-Manager and Concentration/Clinical Coordinator

Brooke Goldstein, BS, RDCS
Ascension St. Vincent Indianapolis Hospital
2001 W. 86th Street
Indianapolis, IN 46260
(317) 338-2484
Email: Brooke.Goldstein@ascension.org



Brooke Goldstein is the Clinical Coordinator/Concentration Coordinator of the Cardiac Sonography concentration for the Ascension St. Vincent College of Health Professions. She attended Ball State University, where she graduated with a Bachelor of Science degree in Exercise Science. She is currently registered in adult echocardiography through the American Registry of Diagnostic Medical Sonography (ARDMS) and would like to pursue certification in advance cardiac sonography. She began her career in cardiac sonography at St. Vincent Hospital (now Ascension St. Vincent) in 1999 working in telemetry and performing stress tests before training in echocardiogram in 2000. In 2011, she furthered her career at Piedmont Hospital in Atlanta, GA as a cardiac sonographer while assisting in the cardiac lab accreditation. In 2013, she became the Technical Coordinator for IU Health Tipton. While there for 9 years, she repeatedly accredited the echo lab in adult echocardiogram and stress echo through the Intersocietal Accreditation Commission (IAC). She is excited to bring her 22 years of professional experience to the Ascension St. Vincent College of Health Professions and continue to build the cardiac sonography program. She has a passion for mentoring and teaching and is looking forward to giving back to a new generation of sonographers.

Instructional Faculty

General Clinical Coordinator/OB Concentration Coordinator

Rebecca Edwards, AS, RDMS (AB)(OB/Gyn)(BR)
Ascension St. Vincent Indianapolis Hospital
2001 W. 86th Street
Indianapolis, IN 46260
(317) 338-5319
Email: Rebecca.Edwards1@ascension.org



Rebecca Edwards is the Diagnostic Medical Sonography Clinical Coordinator for the Ascension St. Vincent College of Health Professions. She attended Butler University, where she graduated with an Associate of Science degree in the Allied Health Ultrasound Technology Program. She is certified by the ARDMS in abdominal sonography, obstetrical & gynecological sonography, and breast sonography. Currently, she would like to pursue her ARDMS vascular certification. She began her career at Methodist Hospital in 1985. She has worked in the Methodist Hospital/IU Health system in both the inpatient and outpatient Radiology Departments. She has also worked PRN for Advanced Fertility Group and Riverview Health. At Methodist Hospital, Rebecca worked for several years with students who were attending the Methodist Hospital Ultrasound Add-A-Comp training program. It was here that she developed her love of teaching. Rebecca has a passion for the field of sonography and feels it is time to share her knowledge and passion with the next generation of sonographers.

Section XI

Surgical Technology Program

Program Overview

The Ascension St. Vincent Surgical Technology Program is a 17-month, full-time program. Individuals interested in the program must apply to be considered for acceptance into the program. If selected, classes begin in January, with graduation occurring 17 months later in May. Since the program has limited student capacity, selection into the program is competitive. Not every applicant who applies to the program will be selected. To learn more about the selection process, see “Admissions” in this section.



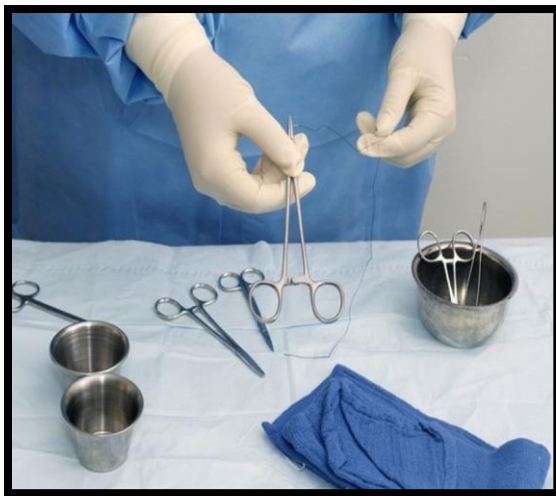
The Surgical Technology Program is authorized by the Indiana Commission for Higher Education/ Board for Propriety Education to award an Associate of Applied Science Degree in Surgical Technology.

The program offers a residential curriculum that consists of both intensive classroom education and hands-on clinical training. Enrolled students are engaged in clinical, lab, or classroom activities on-site four to five days per week depending on the semester. All classroom education and clinical training is conducted within the Ascension St. Vincent system.

Job Overview*

Surgical Technologists are allied health professionals, who are an integral part of the team of medical practitioners providing surgical care to patients. This job description comes directly from the Association of Surgical Technologists the professional organization for Surgical Technologists. Surgical Technologists work under the supervision and authority of a surgeon to facilitate the safe and effective conduct of invasive and non-invasive surgical procedures, ensuring that the operating room environment is safe, that equipment functions properly, and that the operative procedure is conducted under conditions that maximize patient care and safety. Surgical Technologists are experts in the theory and application of the principles of asepsis

and sterile technique to combine the knowledge of human anatomy, surgical procedures, and implementation and tools and technologies to facilitate a physician’s performance of invasive therapeutic and diagnostic procedures.



Surgical Technologist in the first scrub role handles the instruments, supplies, and equipment necessary during the surgical procedure. He/she understands the procedure being performed and anticipates the needs of the surgeon. He/she has the necessary knowledge and ability to ensure quality patient care during the operative procedure and is constantly on vigil for maintenance of the sterile field.

Preoperative Duties are as follows:

1. Donning OR attire and personal protective equipment (PPE).
2. Gathers, checks, and opens supplies and equipment needed for the surgical procedure.
3. Performs the surgical scrub, and donning gown and gloves.
4. Sets up the sterile back table and Mayo stand with instruments, supplies, equipment, and medications/solutions needed for the procedure.
5. Performs initial instrument, sharps and sponge counts with the circulator.
6. Assists the team members with gowning and gloving.
7. Assists with draping the patient and establishing the sterile field.
8. Participates in the surgical site and patient verification during the time out procedure.
9. Secures tubing, cords, and other sterile accessories.



Intraoperative Duties are as follows:

1. Prepares and anticipates additional instrumentation, equipment, and supplies for usage during the procedure.
2. Anticipates the needs of the surgeon by passing instruments and supplies to surgeon during procedure.
3. Measures and passes medications, hemostatic agents and irrigation solutions utilized during the surgical procedure.
4. Holds retractors or instruments as directed by the surgeon.
5. Sponges or suctions the operative site.
6. Applies electrocautery to clamps or forceps on bleeders.
7. Cuts suture material as directed by the surgeon.
8. Coordinates the camera or changes out robotic arms/instruments during endoscopic surgery as directed by the surgeon.
9. Maintains highest standard of sterile technique during the procedure.
10. Performs additional counts as necessary.
11. Prepares sterile dressings and/or immobilization devices.
12. Prepares and passes off specimen(s) as appropriate.
13. Cleans and prepares instruments for terminal sterilization.
14. Assists other members of the team with terminal cleaning of room.
15. Assists in prepping the OR for the next patient.
16. Participates in debriefing and quality improvement practices to ensure quality patient care.



Additional Duties:

Surgical Technologist in the second scrub role assists the surgeon and/or surgical assistant during the operative procedure by carrying out tasks including sponging, suctioning, cutting suture, holding retractors, and manipulating the endoscopic camera. This role is distinct from that of the first scrub and surgical first assistant. The surgical technologist assisting in circulating obtains additional instruments, supplies, and equipment necessary while the surgical procedure is in progress. He/she monitors conditions in the operating room and constantly assesses the needs of the patient and surgical team.

1. Review the patient's chart, identifies patient, verifies surgery to be performed with consent forms, and brings the patient to the assigned operating room.
2. Assists with transferring patient to the operating room table.
3. Monitors the comfort of the patient and provides verbal and tactile reassurance to the patient.
4. Assists in maintaining normothermia.
5. Assists the anesthesia provider.
6. Assists with positioning the patient, using appropriate equipment and anatomical principles to avoid patient injury.
7. Applies the electrosurgical grounding pad.
8. Assists with applying tourniquets and monitors before the procedure begins.
9. Completes the patient skin prep prior to draping by the sterile surgical team.
10. Performs instrument, sharps, and sponge counts with the surgical technologist in the first scrub role prior to the operation and before the incision is closed.
11. Anticipates additional supplies needed during the procedure.
12. Keeps accurate records throughout the procedure.
13. Properly cares for specimens.
14. Secures dressings after incision closure.
15. Helps transport the patient to the post anesthesia care unit.
16. Performs urinary catheterization.
17. Updates and keeps accurate records of the surgeon's preferences.



****This job description comes from the Association of Surgical Technologists (AST) the professional organization of Surgical Technologists.***

https://www.ast.org/uploadedFiles/Main_Site/Content/About_Us/Surgical_Technologist_Job_Description.pdf

Essential Skills and Abilities

To competently practice as Surgical Technologist, students must possess the following skills and abilities:

1. Physical/Motor Skills

- Stand and walk for extended periods of the time
- Perform physically strenuous tasks including raising patients in bed, maneuvering patients to and from tables/stretchers and carrying or maneuvering equipment
- Rise from a seated position without assistance
- Twist and bend at the waist
- Extend the hands and arms in any direction
- Hold, grasp and turn objects with the hands
- Reach up to six feet off the floor

2. Sensory Abilities

- Correctable near visual acuity
- Correctable far visual acuity
- Depth perception
- Distinguish color and shades of gray
- Hear audible speech (e.g., person-to-person communication) at 10 feet
- Hear speech when lips are not visible (e.g., wearing a surgical mask)
- Hear auditory alarms (e.g., patient monitors, fire alarms)
- Hear speech over a telephone
- Detect odors such as smoke, alcohol, noxious gasses

3. Communication Abilities

- Read documents in English
- Write legibly in English
- Speak fluently in English
- Understand speech in English
- Adapt verbal communication to patient/visitor limitations (e.g., hearing loss, pediatrics, diminished mental capacity)

4. Emotional and Behavior Skills

- Willingness to take directions
- Be self-directed and assertive
- Provide emotional support to others in distress
- Adapt to a changing environment
- Monitor own emotional state
- Manage frustration appropriately
- Accept responsibility for own errors or shortcomings
- Express emotions in a socially acceptable manner
- Respect interpersonal boundaries
- Manage interpersonal and organizational conflicts in a respectful and professional manner

5. Intellectual Abilities

- Recall information with reasonable accuracy
- Recognize cause-and-effect relationships

- Anticipate/plan for activities or situations
- Perform tasks in a logical and efficient sequence
- Prioritize competing tasks
- Problem solves when the solution is not self-evident
- Demonstrate attention to detail
- Evaluate own performance to determine corrective actions when appropriate

Facilities

All Surgical Technology education occurs within the Ascension St. Vincent network. The Surgical Technology Program has a dedicated classroom at Ascension St. Vincent Indianapolis Hospital where all students have didactic classes. The Surgical Technology Program utilizes a dedicated operating room for hands-on skill training and practice for students.

Clinical education occurs at surgery centers/ hospitals within Ascension. All clinical sites have a variety of surgical procedures that students need to obtain required cases for certification. More information is found in this section under “Clinical Externships.”

Program History

The Surgical Technology Program welcomed the first cohort in January 2023. The plan for this program was in the works for a couple of years prior. In May of 2022, Carly Barkowski accepted the role as the program director and started developing the program. January of 2023, the inaugural cohort of students began. Shortly to follow in April of 2023, Taylor Morse joined the team as the clinical coordinator completing the faculty. The program will soon welcome the second cohort set to begin in January 2024. The first cohort is set to graduate in May of 2024.

Mission Statement

Our Mission is to make a positive difference in the lives and health delivery status of our students, the people we serve, and the community. This is accomplished through a commitment to excellence by our faculty and staff, the Advisory Board, and the sponsoring institutions in the delivery of quality training and education opportunities in surgical sciences. We will display compassion and dignity to all. Our paradigms will be open to all aspects of education that do not violate the Mission or Core Values of our sponsoring and affiliated institutions.

Admissions

Ascension St. Vincent Surgical Technology Program provides equal opportunity to all applicants. The program is selective in its admissions practices and evaluates applicants based on merit without discrimination based on age, race, religion, creed, color, national origin, marital status, gender, disability, veteran status, sexual orientation, or any other legally protected status. The program selects one class annually based on the requirements and preference categories listed herein.

Application Procedure

To be considered for admission into the Surgical Technology Program, and pursuant to CHP.ENR.01, “College Admission” policy, applicants must submit a paper application, \$20 application fee, and academic

transcripts for all institutions attended and any additional official qualifying transcript or transcripts between August 1 and October 31 for January enrollment.

In addition to the College admission requirements described in Section III, Surgical Technology Program applicants must also attend a mandatory pre-admission conference during the year of application. The application and admission conference dates, locations and times can be found on the Surgical Technology program website at www.stvincent.org/CST.

Nonacademic Admission Requirements

1. Be 18 years of age by January 1st of the year applying for enrollment.
2. Be eligible to work in the United States as required by the U.S. Citizenship and Immigration Services. (<https://www.uscis.gov/i-9-central/form-i-9-acceptable-documents>)

Academic Admission Requirements

To be eligible to apply to the program, the applicant must meet **one** of the following academic requirements:

1. Minimum 2.50 College GPA (4.00 Scale) on all academic work from all institutions and a minimum of 9 credit hours completed, OR
2. Minimum 2.50 High School GPA (4.00 Scale), OR
3. Obtain a score of 165 or higher in all four sections of the General Educational Development Test (GED Test), OR
4. Obtain an 18 or higher on the American College Testing (ACT), OR
5. Obtain a 970 Composite Score or higher on the Scholastic Aptitude Test (SAT).

The program does not enroll students who have not graduated high school or attained a GED. Applicants who have been conditional accepted for enrollment and are currently enrolled in high school must submit an official high school transcript to verify attainment of high school diploma prior to enrollment in January.

General Education Requirements

Additionally, the following general education courses are preferred to be completed before the start of the program. If general education courses are not completed prior to the start of the program, general education courses must be completed in conjunction with Ascension St. Vincent College of Health Professions Surgical Technology Programs curriculum. All general education courses must be completed prior to graduation as completion of general education work is a requirement for graduation.

Any courses that are not completed prior to the start of program would result in the student being concurrently enrolled at another regionally or ABHES accredited institution until general education courses are completed. Students that are concurrently enrolled, must complete at least one general education course a semester obtaining a "C" or higher until general education courses are completed.

1. Mathematics (minimum 3 credits). Courses automatically accepted include:
 - Applied Mathematics
 - Algebra
 - Calculus
 - Geometry
 - Statistics
 - Trigonometry

2. Communication (minimum 3 credits). Courses must be English based. Courses automatically accepted include:
 - Communication (Speech, Oral or Interpersonal)
 - Debate
 - Rhetoric
 - Writing/Composition

3. Information Systems (minimum 3 credits). Courses automatically accepted include:
 - Computer Data Management
 - Computer Hardware
 - Computer Language/Programming
 - Computer Networking
 - Computer Software/Applications

4. Humanities/ Sociology/ Psychology (minimum 3 credits). Courses automatically accepted include:

▪ Anthropology	▪ International relations
▪ Civics	▪ Psychology
▪ Criminology	▪ Public Administration/Public Policy
▪ Developmental studies	▪ Social Work
▪ Economics	▪ Sociology
▪ Education	▪ Political Science
▪ Gender studies	

5. Natural / Physical Sciences (minimum 3 credits). Courses automatically accepted include:

▪ Astronomy	▪ General Science
▪ Biology	▪ Geology
▪ Chemistry	▪ Human Anatomy and/or Physiology
▪ Earth Sciences	▪ Physics

6. The above coursework must be from regionally-accredited or ABHES accredited institutions.
7. The above coursework must be 100-level or higher courses.
8. All of the above courses must be completed with a letter grade of “C” or better.
9. All the above courses must be completed with a letter grade of “C” or higher. In cases where a letter grade is not assigned, the program will only accept any course graded as "P", "S", or other such institutional designation as evidence the course was successfully completed as passing.

Clinical Observation*

The Surgical Technology Program strongly encourages applicants to complete an onsite observation in surgery of any desired surgical procedure. Applicants are advised to allow sufficient observation time in surgery to familiarize themselves with the role of Surgical Technologists. Observations are not required but strongly recommended.

*Clinical observations may not occur depending on the status of the COVID-19 outbreak.

Foreign Educated Applicants

Applicants educated in foreign countries are welcome to apply to the program. However, candidates must have completed all the program’s general education requirements through regionally or ABHES accredited American colleges and universities. No foreign academic work will be considered toward the general

education requirements. Foreign transcripts or the equivalent domestic evaluation of foreign transcripts (ECE, for example) are not required.

Bankruptcy Appeal

For a variety of reasons, there are some individuals whose overall college GPA is adversely affected by a period of poor academic performance, such that their overall GPA is not an accurate indication of their true academic abilities. Many of these same students have subsequently demonstrated the ability to achieve academic success. The bankruptcy policy allows individuals to exclude an earlier portion of their academic record while still receiving credit for having passed prerequisite courses so that the GPA considered by the program faculty more accurately reflects the student's true academic abilities. The policy does not allow individuals to pick and choose poor classes or semesters, but instead allows an individual to convey, "that was me then, but this is what I am capable of now." If you feel that this policy would benefit you, we encourage you to submit your appeal.

Applicants may request in writing to the program director that college grades prior to a specified date not be factored into the calculation of an overall college GPA and therefore not be considered as part of the selection criteria provided the following criteria are met.

- The applicant must make the request in writing and include the college(s) attended and dates of attendance requesting to be bankrupted.
- The bankruptcy request must be submitted by October 31st. The request can accompany the application or be emailed to Carly Barkowski, Program Director, at Carly.Barkowski@ascension.org.
- The applicant must include a rationale for why the original GPA should be bankrupted and what the applicant did to improve his/her academic performance since the bankruptcy date.
- The applicant must have completed and maintained at least a 2.50 / 4.00 cumulative GPA on at least 12 credit hours of 100-level courses following the date of requested bankruptcy.

If approved, **all** academic grades prior to the bankruptcy date will not be considered toward the calculated GPA. However, all courses passed with a letter grade of "C" or higher regardless of bankruptcy will still be counted toward meeting the program's general education requirements.

The Surgical Technology Program faculty will review each bankruptcy request and render a decision based on the merits of each request individually. Official transcripts of all academic work must still be submitted as indicated.

Application Review

Once the Program Director receives the paper application, application fee in the form of a check and official transcripts which are sent directly from the previous school, the applicants file will be reviewed. If the applicant meets all requirements, they will be contacted with a time and date for an interview two weeks after the application deadline.

Preferences

All candidates who meet the minimum requirements are encouraged to apply to the program. Because the selection process is competitive, not all applicants who meet minimal admission requirements will be selected for the program. All qualified candidates will be evaluated for consideration based on merit by utilizing the program's established screening process. Preference may be given to candidates who, at the time of application, have completed all general education.

Selection Process

Applications are initially reviewed for completeness of required documents. Only members of the program faculty will review application files for minimal requirements and scoring. Only applications meeting minimal requirements will be considered for admission. Applications are scored using an established and approved score sheet.

Interviews will be conducted in whole or by a subset of members of the core program faculty and surgical department within Ascension St. Vincent. Interview candidates will be notified via email of their respective interview appointment. Interviews will be conducted using an established format including defined questions and interview score sheet.

Following each candidate's interview, the interview team will score each interview. The final selection of applicants into the program will be based on a scoring system which awards points for academic history and the interview. An alternate list is formed with candidates rank-ordered based on their overall interview scores. Applicants with tied comprehensive scores are further rank ordered according to their academic scores.

Final selection of applicants for admission into the program will be based on the comprehensive score and represents the interview team's assessment of the overall likelihood of applicant success in the program. Selection for admission into the program is conditional. Active enrollment is granted only after the conditionally accepted applicant meets all conditions as stipulated in CHP.ENR.01, "College Admission" policy.

Disclosure of Criminal History

The student is advised that any criminal actions or proceedings, excluding speeding and minor traffic violations, that occur prior to or at any time during enrollment in the program may negatively the student's eligibility to sit for certification examination. Pursuant to the Student Conduct policy, students are required to inform the program of any criminal actions or proceedings, excluding speeding and minor traffic violations, that occur at any time during enrollment. Failure to disclose any criminal actions or proceedings will result in termination pursuant to the Corrective Action policy.

Disclosure of Professional License or Certification Suspension or Revocation

All program applicants are required to disclose if they have ever had a professional license or certification suspended or revoked by any certifying agency or governing body. Applicants must provide details of the suspended or revoked professional license or certification as directed in the application. Failure to disclose a suspended or revoked professional license or certification will result in denial of consideration or withdrawal of conditional acceptance. Ascension St. Vincent reserves the right to deny acceptance or rescind conditional acceptance to any individual history of suspended or revoked professional license or certification based on individual circumstances.

Satisfactory Academic Progress

Students are required to maintain satisfactory academic progress to remain enrolled in the Surgical Technology Program. This includes meeting the published grading criteria, attendance standards, or professional standards. Students must complete the curriculum in order as stipulated in the curriculum guide. Each semester must be completed before advancing to the next semester.

On occasion, it becomes necessary to delay completion of the program due to completion of program requirements, medical leave, or other situations. A delay in academic progression, however, cannot exceed 150% of the normal program length. The Surgical Technology Program adheres to the Academic Progress Standards in Section IV and follows the College grading standards unless otherwise noted in the course syllabus.

Additionally, the Surgical Technology Program follows a mastery-based approach to academic performance expectations. The program requires a minimum score to be achieved (80.0% for most written lecture tests, "Pass" for clinical competency evaluation) before the student can be considered to have "mastered" the material. Failure to achieve this minimum score will result in the student being required to repeat the exam/assessment for a capped maximum score. Failure to achieve the minimum passing score after the third attempt will result in remediation of the material and either probation or dismissal from the program depending on the situation. Further information regarding program academic progress expectations is included in the Student Handbook made available to the student on the first day of class or may be obtained by contacting the Surgical Technology Program Director.

Prior Learning Credit

The Surgical Technology Program does not offer Prior Learning Credit.

Surgical Technology Program Curriculum - Associate of Applied Science Degree

General Education (Transferred in)					
Course Code	Course Title	Credits	Course Code	Course Title	Credits
N/A	Communications	3.0	N/A	Computer Sciences/ Information Systems	3.0
N/A	Mathematics	3.0	N/A	Natural/ Physical Sciences	3.0
N/A	Humanities/ Sociology/ Psychology	3.0			

Spring Semester I					
Course Code	Course Title	Lecture Hours	Lab Hours	Clinical Hours	Credits
SURG 111	Medical Terminology	36	0	0	2.0
SURG 112	Patient Care	40	9	0	2.5
SURG 113	Anatomy & Physiology I	105	34	0	8.0
SURG 114	Fundamentals of Surgical Technology	105	60	0	9.0
Total		286	103	0	21.5

Summer Semester II					
Course Code	Course Title	Lecture Hours	Lab Hours	Clinical Hours	Credits
SURG 121	Anatomy & Physiology II	64	16	0	4.5
SURG 122	Surgical Procedures I	96	48	0	8.0
Total		160	64	0	12.5

Fall Semester III					
Course Code	Course Title	Lecture Hours	Lab Hours	Clinical Hours	Credits
SURG 131	Surgical Microbiology	80	34	0	6.0
SURG 132	Surgical Procedures II	156	84	0	13.0
SURG 133	Surgical Pharmacology	80	0	0	5.0
SURG 139	Surgical Practicum I	0	0	80	1.5
Total		316	118	80	25.5

Spring Semester IV					
Course Code	Course Title	Lecture Hours	Lab Hours	Clinical Hours	Credits
SURG 211	Capstone	80	0	0	5.0
SURG 219	Surgical Practicum II	0	0	480	10.5
Total		80	0	480	15.5

General Education Credits Required					15.0
Program Credits Required					75
Total Credits Required					90.0

Surgical Technology Course Descriptions

SEMESTER I: SPRING

Medical Terminology – SURG 111 (36 lecture hours, 2.0 credit)

Introduction to the origin and deviation of medical terms and abbreviations, as well as their meaning. An exploration of prefixes, suffixes and root word combinations to create specific medical terms. Medical terminology specific to the musculoskeletal and respiratory system will be included. This course is largely self-guided with instructor direction.

Prerequisites: Admission to the Surgical Technology Program.

Parallel: SURG 112, 113, 114.

Open only to Surgical Technology Students.

Patient Care – SURG 112 (40 lecture, 9 lab hours, 2.5 credits)

This course provides the student with the basic concepts of patient care including consideration for the physical and psychological needs of the patient. Some topics to be covered include safety and transport of a patient, infection control, handling acute situations, pharmacology, emergency recognition and response, and vital signs. *Prerequisites: Admission to the Surgical Technology Program.*

Parallel: SURG 111, 113, 114.

Open only to Surgical Technology Students.

Anatomy and Physiology I – SURG 113 (105 lecture hours, 34 lab hours, 8.0 credits)

This course is designed to study the human structure and its functions. Specific emphasis will be placed on structure and function of cells, tissues, and systems to include respiratory, general abdomen, basic digestive anatomy, and the appendicular skeleton including the upper extremities, shoulder, lower extremities, and bony pelvis.

Prerequisites: Admission to the Surgical Technology Program.

Parallel: SURG 111, 112, 114.

Open only to Surgical Technology Students.

Fundamentals of Surgical Technology – SURG 114 (105 lecture hours, 60 lab hours, 9.0 credits)

Fundamentals of Surgical Technology is the initial course of the Surgical Technology program. This is the introduction to surgery. This covers formation of surgical technologists, basic sterile technique, instrumentation. This course will also focus on patients' rights and provide a foundation of surgical conscience while working in the operating room. Fundamental's lab is a component focused on learning the basic instrumentation commonly used, proper terminology of surgical equipment and the basics of scrubbing into surgery.

Prerequisites: Admission to the Surgical Technology Program.

Parallel: SURG 111, 112, 113.

Open only to Surgical Technology Students.

SEMESTER II: SUMMER

Anatomy and Physiology II – SURG 121 (64 lecture hours, 16 lab hours, 4.5 credits)

This course is a continuation of Anatomy and Physiology I and is designed to study the human structure and its functions. Structures and functions to be discussed include the axial skeletal system including the vertebral column, bony thorax, cranial and facial bones, digestive, urinary, biliary, reproductive, endocrine, muscular, integumentary, central nervous, cardiovascular, and lymphatic systems.

Prerequisites: SURG 111, 112, 113, 114

Parallel: SURG 122

Open only to Surgical Technology Students.

Surgical Procedures I – SURG 122 (96 lecture hours, 48 lab hours, 8.0 credits)

Surgical Procedures I course focuses on basic surgical procedures and instrumentation needed. This course focuses on the pathophysiology of the disease causing the need for surgery and the anatomy involved. Surgical Procedures lab component focuses on the instrumentation needed for the procedure along with the basic setup for each procedure. *Prerequisites: SURG 111, 112, 113, 114*

Parallel: SURG 121

Open only to Surgical Technology Students.

SEMESTER III: FALL

Surgical Microbiology – SURG 131 (80 lecture hours, 34 lab hours, 6.0 credit)

Surgical Microbiology focuses on the understanding of microbiology and the processes of infection, body defenses, reactions, and preventions. This course focuses on surgical disinfection, decontamination, sterilization, and microbes can affect surgical procedures and affect patients.

Prerequisites: SURG 111, 112, 113, 114, 121, 122

Parallel: SURG 132, 133, 139

Open only to Surgical Technology Students.

Surgical Procedures II – SURG 132 (156 lecture hours, 84 lab hours, 13.0 credit)

Surgical Procedures II course builds off the focus of Surgical Procedures I and more complex surgical procedures and instrumentation. This course focuses on more in-depth pathophysiology of the disease causing the need for surgery and the anatomy involved. Surgical Procedures II lab component focuses on instrumentation needed for the procedure along with timed setups.

Prerequisites: SURG 111, 112, 113, 114, 121, 122

Parallel: SURG 131, 133, 139

Open only to Surgical Technology Students.

Surgical Pharmacology – SURG 133 (80 lecture hours, 5.0 credits)

Surgical Pharmacology focuses on the drugs commonly used during surgery and passed to surgical fields. This course focuses on drugs, adverse reactions, rights of medication, prevention of medication errors and how to obtain drugs to the sterile field. Also included in this course is common anesthesia drugs used, airway maintenance and surgical technologist role during an adverse reaction or airway crisis.

Prerequisites: SURG 111, 112, 113, 114, 121, 122

Parallel: SURG 131, 132, 139

Open only to Surgical Technology Students.

Surgical Practicum I – SURG 139 (80 clinical hours, 1.5 credits)

Surgical Practicum I is a steppingstone for Surgical Practicum II, within Surgical Practicum I students will be introduced to the operating role in the role of a Surgical Technologist. They will start the process of achieving the 120 cases required for graduation and certification exam. Practicum is combining all learned knowledge and applying it in the operating room setting. It also builds confidence and reinforces for students all that they have learned throughout this program.

Prerequisites: SURG 111, 112, 113, 114, 121, 122

Parallel: SURG 131, 132, 133

Open only to Surgical Technology Students.

SEMESTER IV: SPRING**Capstone – SURG 211 (80 lecture hours, 5.0 credits)**

This course is a cumulative course which reviews all topics that have been taught throughout the program. This course focuses on good test taking skills and mock certifying exams to prepare students for the certification exam. This course also brings together all information learned to fully prepare students for their careers ahead of them. With this course we also focus on resume building, interview processes and professionalism.

Prerequisites: SURG 111, 112, 113, 114, 121, 122, 131, 132, 133, 139

Parallel: SURG 219

Open only to Surgical Technology Students.

Surgical Practicum II – SURG 219 (480 clinical hours, 10.5 credits)

Surgical Practicum II is a rigorous course which is spent fully in the operating room. Practicum is combining all learned knowledge and applying it in the operating room setting. This course focuses on helping the students obtain all the required cases for the certification exam and builds confidence and reinforce for students all that they have learned throughout this program.

Prerequisites: SURG 111, 112, 113, 114, 121, 122, 131, 132, 133, 139

Parallel: SURG 211

Open only to Surgical Technology Students.

Clinical Externships

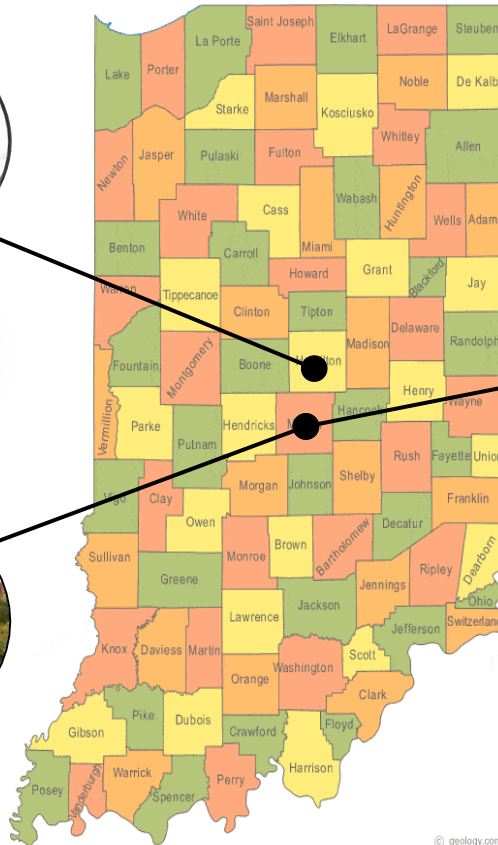
In addition to on-site didactic (classroom) education, enrolled students learn to apply surgical technology concepts in clinical settings. Students might be assigned to Ascension St. Vincent Indianapolis Hospital, Carmel Hospital and Naab Road Surgery Center for clinical experiences to obtain required surgical cases.



Ascension St. Vincent Carmel
13500 N Meridian St,
Carmel, IN 46032



Ascension St. Vincent Indianapolis
2001 W. 86th Street
Indianapolis, IN 46260



Naab Road Surgery Center
8260 Naab Road,
Indianapolis, IN 46260

Graduation Requirements

Surgical Technologists are highly skilled professionals qualified by education to assist in surgery and accompanying responsibilities at the direction of a physician. For the safety and well-being of patients and the community, it is the policy of Ascension St. Vincent College Surgical Technology Program to assure that all graduates entering the profession to become surgical technologists have met the rigorous requirements for graduation. To be eligible for graduation, the following requirements must be met.

Competent Practice

1. Apply knowledge of Anatomy and Physiology to competently anticipate surgical needs and maintain patient safety.
2. Apply surgical values in which one uses clinical judgment, teamwork, and accountability to be a competent surgical technologist.
3. Evaluate and anticipate the needs of the procedure to setup and assist during surgery.
4. Apply problem solving and critical thinking skills in the academic and clinical settings.

Safety

1. Apply principles of Surgical Technology to maintain a safe environment for oneself, surgical team members and the foremost the patient.
2. Use of precautions to ensure safety of self and others against bloodborne pathogens as standard practice of the Association of Surgical Technologists (AST).
3. Apply principles of infection control and maintain sterility of the surgical field for the protection of patients, self, and others.

Patient Care

1. Provide basic patient care and comfort to patients across the age continuum.
2. Recognize emergency patient conditions and initiate life-saving first-aid and basic life-support procedures.

Professional Practice

1. Recognize when surgical equipment and instrumentation is not operating properly and report equipment malfunctions to the proper authority.
2. Demonstrate understanding of the role quality assurance and continual quality improvement play in surgery.
3. Demonstrate effective verbal, non-verbal and written medical communication in providing patient care and maintaining professional relationships with other members of the health care team.
4. Exercise independent judgment and discretion in the technical performance of surgical procedures.
5. Comply with the profession's Code of Ethics and Practice Standards and perform clinically within the industry's standard of care.
6. Develop professionally beyond the program's clinical and academic performance expectations (see Professional Development policy).
7. Demonstrate professionalism and reliability.

Qualifications

1. Demonstrate NBSTSA examination readiness when eligible.
2. Completion of all general education requirements as stipulated herein General Education Requirements. For more information view the general education requirement found on page: 109.

Evidence of Graduation Eligibility

Prior to graduation, each student will meet with the Program Director or designee to evaluate eligibility for graduation against the graduation requirements.

*Additionally, all general education required courses must be completed to be eligible for graduation. Students concurrently enrolled to complete general education courses must sign agreement form each semester until general education requirements are completed. For more information view the general education requirement found on page: 109.

Early Graduation

The program does not allow for early graduation. All students will graduate on or after their scheduled date of graduation.

Program Goals and Outcomes

The program is committed to the highest quality of training possible within reasonably established resources. Program goals and outcomes are established and evaluated to ensure quality education.

1. Student Learning: Students will be clinically competent.

- 1.1 Students will be able to use anatomy and physiology to anticipate surgical needs and be able to assist the surgeon.
- 1.2 Students will use clinical judgment, teamwork, and accountability.
- 1.3 Students will be able to know the appropriate setup for each procedure set up.

2. Student Learning: Students will demonstrate patient safety.

- 2.1 Students will be able to apply principles of surgical technology to maintain a safe environment for oneself, surgical team and the patient.
- 2.2 Students will take all precautions to ensure safety against bloodborne pathogens.
- 2.3 Students will be able to apply principles of infection control.

3. Student Learning: Students will demonstrate the ability to critically think.

- 3.1. Students will be able to adapt to unusual circumstances.
- 3.2. Students will be able to adapt to varying patient conditions.

4. Student Learning: Students will communicate effectively.

- 4.1. Students will communicate in an effective and professional manner.
- 4.2. Students will be able to advocate for patients to care team members.

5. Program Effectiveness: The program will prepare students to challenge the Certified Surgical Technologist (CST) Certification Exam.

- 5.1. An adequate percentage of program graduates will successfully pass the NBSTSA examination on the first attempt following graduation.
- 5.2. Program graduates will demonstrate *overall* mastery on the NBSTSA exam.

6. Program Effectiveness: The program will maintain a positive learning environment.

- 6.1. Students will express satisfaction with clinical education sites.
- 6.2. Students will express satisfaction with academic courses.
- 6.3. Graduating students will express overall satisfaction with the program prior to graduation.
- 6.4. Alumni will express overall satisfaction with the program quality.

7. Program Effectiveness: The program will demonstrate a positive effect on the community.

- 7.1. Students will graduate from the program.
- 7.2. Program graduates actively seeking employment will be gainfully employed.
- 7.3. Employers of program graduates will express overall satisfaction with graduate quality.

Program Outcome Results

The program is committed to offering students the highest quality of education and training possible. To that end, the program is committed to meeting all of the goals and outcomes shown below. The first assessment of these goals will be conducted after graduation of the first student cohort. Results will be shared on the Surgical Technology Programs website: www.stvincent.org/CST.

Terminal Credential

Upon completion of the program, students will graduate with an Associate of Applied Science Degree in Surgical Technology. Graduates will be prepared to take the national certifying exam given by the National Board of Surgical Technology and Surgical Assisting following graduation.

Program Faculty

Program Director

Carly Barkowski, BS, RN, CST
Ascension St. Vincent Indianapolis Hospital
8402 Harcourt Rd., Suite 210
Indianapolis, IN 46260
(317) 338-8434
Email: Carly.Barkowski@ascension.org



Carly Barkowski has been an associate of Ascension St. Vincent Hospital since 2020. During that time, Mrs. Barkowski finished the AORN Perioperative Program and became a primary preceptor for new hires and students. Previously, employed in Chicago, IL at a level one trauma center since 2017. Carly Barkowski attended Rasmussen University and in 2017, received an Associates of Applied Science in Surgical Technology degree and in addition to graduated Magna Cum Laude with a Bachelor of Science in Business Management degree. Early 2018, Mrs. Barkowski passed the National Board of Surgical Technology and Surgical Assisting (NBSTSA) certification exam becoming a Certified Surgical Technologist. Additionally, in 2019, Mrs. Barkowski earned an Associates in Applied Science in Professional Nursing Degree while working fulltime in the operating room as a Certified Surgical Technologist. Having the ability to scrub and circulate has provided Carly Barkowski a well-rounded knowledge of the roles in the operating room and the importance of being a team. Mrs. Barkowski is excited to bring her years of experience, passion for teaching and love for the profession to Ascension St. Vincent College of Health Professions Surgical Technology Program and to inspire the next generation of Surgical Technologists.

Clinical Coordinator

Taylor Morse, AS, CST
Ascension St. Vincent Indianapolis Hospital
8402 Harcourt Rd., Suite 210
Indianapolis, IN 46260
(317) 338-2823
Email: Taylor.Morse@ascension.org



Taylor Morse has been an associate of Ascension St Vincent since 2019. During that time, Mrs. Morse has scrubbed multiple specialties within the main operating room. Mrs. Morse specializes in pediatric surgery with a wide range of different surgical procedures. Previously employed in Lafayette, IN Mrs. Morse gained experience at a local hospital before transferring to Ascension St Vincent for more complex cases and furthering her knowledge of surgery. Mrs. Morse is certified through the National Board of Surgical Technology and Surgical Assisting (NBSTSA) and graduated top of her class with an Associates in Applied Science and Surgical Technology. Mrs. Morse experience with multiple specialties and patient population has helped her become a well-rounded Surgical Technologist. Mrs. Morse is excited to share her knowledge, surgical experience, and passion for the field with future Surgical Technologists.